

COUNTING PENNIES 2

Analysis of official development
assistance to end violence against children



ACKNOWLEDGMENTS

The report was prepared by independent consultants Ludwind Zamudio and Pratima Kollali. It was commissioned by World Vision International in collaboration with ChildFund Alliance, Global Partnership to End Violence against Children, Plan International, Save the Children, Office of the UN Special Representative of the Secretary General to End Violence against Children and UNICEF.

We thank our colleagues who provided valuable inputs and comments to the study: Lori Perkovich, (ChildFund Alliance), Andrew Hasset (Global Partnership to End Violence Against Children), Joanna Shepherd (Plan International), Bill Bell (Save the Children), Andrew Claypole (Office of the UN Special Representative of the Secretary General on Violence against Children), Rocio Aznar Dabán and Eri Dwivedi (UNICEF), Elena Gaia, Kate Shaw, Simon Lewchuk and Tamara Tutnjevic Gorman (World Vision International).

We are indebted to the technical specialists and practitioners, as well as staff members from key donor agencies, whose high-level technical inputs, guidance and review have contributed so much to the study.

© World Vision International, 2021, *Counting Pennies 2: A review of official development assistance to end violence against children.*

Design and layout: Diana de León, dianadleon@gmail.com
Edited by Katherine Toumbourou, kath.toumbourou@gmail.com

TABLE OF CONTENTS

Foreword	iii
Acronyms	iv
Executive Summary	v
1. Introduction	1
2. Key Findings and Recommendations	5
1. Continue increasing funding to End Violence Against Children	8
2. Develop a standardised methodology for tracking ODA investments in EVAC	9
3. Further research to better understand findings of this report	9
3. Analysis of ODA targeting Violence Against Children	11
3.1 Methodology	11
3.2 Limitations	12
3.3 Global Estimate of Spending on Ending Violence Against Children in 2018	12
3.4 Top 10 Donors for Ending Violence Against Children	14
3.5 Top 10 Donors as a proportion of Gross ODA Disbursements	15
3.6 Top 10 Recipient Countries	16
3.6.1 ODA spending on EVAC directed to Pathfinding Countries	19
3.6.2 ODA spending on EVAC in Fragile Countries	20
3.7 Regional Spending	20
4. Channels of Funding	23
5. Sectoral Spending	25
5.1 ODA Sector Expenditure by type of EVAC expenditure: a comparison	26
5.2 Top 10 Donors and Recipients of ODA Spending by Total EVAC and SDG Focus Fields	27
5.3 Gender-Focused Aid Spending	29
5.4 ODA spending on EVAC by INSPIRE strategy	30
ANNEX A: Methodology for EVAC Analysis	35
A.1.1 Methodology for EVAC	35
A.1.2 EVAC Categorisation for the OECD-DAC CRS 2018 database	37
A.2 Methodology of INSPIRE analysis	37
Appendix A. Total Spending by top 10 Keywords	39
Appendix B. List of Keywords used in EVAC Methodology	40
Appendix C. Coding Strategies to define INSPIRE	46
ENDNOTES	49

List of Figures

Figure 1. Total EVAC spent by category	13
Figure 2. Top 10 donors of ODA on total and specific EVAC by year	14
Figure 3. Top 10 donors of EVAC as a proportion of gross ODA disbursement	15
Figure 4. Top 10 Donors of EVAC as a proportion of gross ODA disbursement by year	16
Figure 5. Map of total EVAC spend by donor with recipient countries	16
Figure 6. Top 10 recipients of ODA total and specific EVAC	17
Figure 7. Top 10 recipients of ODA on total and specific EVAC by year	18
Figure 8. Pathfinding countries: aid received by year and type of EVAC	19
Figure 9. Fragile Countries: aid received by year and type of EVAC	20
Figure 10. VAC spending by region	21
Figure 11. EVAC spending per top 10 channels	24
Figure 12. ODA sector expenditure by type of EVAC	26
Figure 13. ODA sector expenditure by type of EVAC and year	26
Figure 14. ODA sector expenditure by type of EVAC and year	27
Figure 15. Top donors and recipients of ODA spending by total EVAC and SDG focus field	28
Figure 16. Gender-focused spending by type of EVAC	29
Figure 17. Gender-focused spending by type of EVAC: a comparison	30
Figure 18. Total spending by type of EVAC and INSPIRE strategies	31
Figure 19. Total spending on INSPIRE strategies by type of EVAC and year	31
Figure 20. INSPIRE Strategies by total EVAC received by top 10 recipients	32
Figure 21. INSPIRE Strategies by specific EVAC received by the top 10 recipients	32
Figure 22. Top 10 donor expenditure on INSPIRE strategies by total EVAC	33
Figure 23. Top 10 donor expenditure on INSPIRE strategies by specific EVAC	33
Figure 24. Total number of records by EVAC category and year	36
Figure 25. EVAC and INSPIRE methodology diagram	38
Figure 26. Total spending by top 10 keywords by type of EVAC	39

List of Tables

Table 1. Average aid spending per child: a comparison	13
---	----

FOREWORD

2020 was catastrophic for children everywhere. As COVID-19 swept around the globe, strained health systems and lockdowns caused untold harm to children's safety and wellbeing. Job loss and falling family income increased domestic stress and anxiety. Children bore the brunt, and they continue to be at higher risk of violence, exploitation and abuse.

Girls and boys the world over have been devastated by COVID-19's aftershocks. Before the pandemic, more than one billion children experienced violence every year. As the crisis unfolded, up to 85 million more children found themselves at risk of violence at home, online and in their communities. At the same time, systems to prevent and protect children from violence were significantly weakened. This 'perfect storm' that placed more children at risk, has generational and possibly lifelong consequences for children and their communities. The case for urgent action is clear.

Despite this, the scale and severity of the problem still outpace the political will and funding required to mitigate it. Since the 2015 landmark pledge to end all forms of violence against children as part of the 2030 Agenda for Sustainable Development, many commitments have been made or strengthened. But, tragically for the children whose lives and futures depend on them, there is little action or delivery on the promises that have been made.

Without adequate investment, there is not much that evidence-based policy and practical action alone can achieve. Practitioners and policymakers all agree that adequate and effective investment in ending violence against children is vital. Tracking this is difficult because national expenditure data is both poor and fragmented across many sectors. Donor funding remains scarce in proportion to the scale of need and the opportunity to prevent the violence which undermines the Sustainable Development agenda. In 2017, our organisations commissioned the *Counting Pennies* report, capturing the state of donor investment on ending violence against children in 2015 – the inaugural year of Agenda 2030. The report proved useful to donors, stakeholders, media and the public, we ran the numbers again.

This second edition of *Counting Pennies* takes stock of progress by governments and donors in the three years after Agenda 2030's implementation. It paints a mixed picture. Whilst there is still not enough funding to match growing needs, there has been an increase in spending towards ending violence against children. In another welcome move, there is a trend towards funding areas with the greatest need, as well as proven, transformative and solution-driven interventions. But the figures are still dangerously low – less than US\$0.69¢ per child at risk of violence. And that was before the COVID-19 pandemic placed additional strain on national budgets and on international donors.

The need to protect girls and boys from violence is desperately urgent. Children must not be forgotten, but instead prioritised in financing conversations. Ending violence against children is a critical prerequisite for improved health, education and economic outcomes; it is also a powerful strategy to transform our societies, break intergenerational cycles of violence and challenge gender inequality, ensuring that children everywhere can realise their potential.

As the world battles to overcome and rise from this crisis, children across the world are counting on us – we cannot let them down.



Andrew Morley
President and CEO,
World Vision International



Dr Howard Taylor
Executive Director, Global Partnership to
End Violence Against Children

ACRONYMS

CRS	Creditor Reporting System
DAC	Development Assistance Committee
DRC	Democratic Republic of Congo
EVAC	Ending Violence Against Children
GAVI	Global Alliance for Vaccines and Immunization
MENA	Middle East and North Africa
ODA	Official Development Assistance
OECD	Organization for Economic Cooperation and Development
LSE	London School of Economics and Political Science
MPA	Master of Public Administration
SPP	School of Public Policy
UK	United Kingdom of Great Britain and Northern Ireland
UNDP	United Nations Development Program
UNICEF	United Nations Children's Fund
US	United States of America
VAC	Violence Against Children
WHO	World Health Organization

EXECUTIVE SUMMARY

Violence against children impacts more than one billion children and costs world economies US\$7 trillion annually. In 2015, the world's leaders listed violence against children as one of the top priorities in the 2030 Agenda for Sustainable Development, thus acknowledging its serious impact on the health, education and long-term wellbeing of children and societies.

Since then, an increasing number of countries have committed to accelerate progress in ending violence against children. However, progress has been slow and further undermined by the outbreak of COVID-19.

Lack of political will and investment in child protection by national governments and donors are considered some of the critical obstacles to achieving results. However, without adequate mechanisms to monitor budget allocations at national or international levels, the quantity and effectiveness of investments are often difficult to determine.

This report offers a rare glimpse into the state of investment to end violence against children. It focuses on Official Development Assistance (ODA) spending to ending violence against children and is based on the latest set of data (December 2019) from the Organisation for Economic Co-operation and Development, Development Assistance Committee's (OECD-DAC) Creditor Reporting System (CRS) database. The information is based on ODA for the year 2018. In the absence of specific trackers to end violence against children (EVAC), the data is analysed manually, using relevant keyword searches to scan and analyse project entries.

The total ODA spending towards ending violence against children in 2018 was **US\$1,886.5 million**, with **US\$511.1 million** being dedicated specifically to projects centred on ending violence against children. This represents a **66.5%** increase since 2015. While this is good news, the total funding for ending violence against children is still less than **1% (0.96%)** of total ODA spending. Given

the scope of problem and its costs, the level of investments is still far from being sufficient.

This report analyses key recipients, donors and areas of investment, including INSPIRE strategies and Sustainable Development Goals (SDG) targets relevant to violence against children. It underlines the discrepancies between the level of investment, costs and magnitudes of the problem and centres on recommendations to increase investment to end violence against children and to improve monitoring of ODA allocations to ending violence against children.



Photo: Laura Reinhardt ©World Vision 2018



Photo: Saw Moo Kale ©World Vision 2020

1. INTRODUCTION

Every year, more than one billion children – or half of the world’s children – experience some form of violence, which often has long-lasting consequences on their wellbeing. Exposure to violence compromises a child’s mental and social development, hampers educational outcomes and reduces opportunities for gainful employment. The impact goes beyond individual children; it is estimated that physical, sexual and emotional violence costs societies between 3% to 8% of global GDP.¹

Girls and boys who experience violence in childhood are much more likely to be victims or perpetrators of violence as adults. Protecting girls and boys from violence is not only a critical prerequisite for achieving improved health, education and economic outcomes, but also in breaking intergenerational cycles of violence and eradicating gender inequality.

National governments are increasingly acknowledging the vast scale and impact of violence against children. For the first time in history, ending violence against children has been internationally acknowledged as a critical development issue in the 2030 Agenda for Sustainable Development. The Addis Ababa Action Agenda further strengthened commitments to invest in children and ensure achievement of the Sustainable Development Goals.



WHAT IS VIOLENCE AGAINST CHILDREN?

According to the World Health Organization, violence is the intentional use of physical force or power, threatened or actual, against oneself, another person, or against a group or community, which results in or has a high likelihood of resulting in injury, death, psychological harm, mal-development, or deprivation. As such, violence against children refers to all forms of physical, sexual, and emotional violence including neglect, maltreatment, exploitation, harm and abuse towards a child under the age of 18.

This violence takes a multitude of forms, including but not limited to child marriage, child labour, corporal punishment, sexual violence, sexual abuse and exploitation, bullying, gang and conflict-related violence, and violence committed online, such as cyberbullying, sexual extortion and sexual exploitation and abuse.



The Global Partnership to End Violence Against Children was established in 2015 as an international, multi-stakeholder platform to increase the political will, catalyse greater investments and accelerate progress in ending violence against children. Since then, more than 30 nations have become pathfinding countries under the auspices of the End Violence Partnership, committing to scale-up investment and efforts towards achieving ending-violence-related SDG targets. INSPIRE – a technical package of seven evidence-based strategies to end violence against children – was developed to support national investments and actions to fulfil this commitment.ⁱⁱ

Despite these developments, progress has been insufficient. As this year's Global Status Report on Preventing Violence against Children indicates, much is left to be done – especially in investment in proven solutions in ending violence against children, such as those highlighted in INSPIRE.ⁱⁱⁱ



DEFINING ODA

Official development assistance (ODA) is the measure of international aid defined by the Development Assistance Committee of the Organisation for Economic Co-operation and Development (OECD). It is the principal measure used in most aid targets and assessments of aid performance. For any expenditure, or other transfer of resources, to qualify as ODA it must meet the following criteria:

- 1.** It must benefit countries on the Development Assistance Committee list of ODA recipients. This can include funding of global initiatives intended to benefit these countries.
- 2.** It is provided by official agencies, meaning government departments and their agencies. ODA receipts also include disbursements from the core funds of multilateral bodies, such as the World Bank, United Nations agencies, and regional development banks.
- 3.** Its main objective is to promote the economic development and welfare of developing countries.
- 4.** Any funding is concessional in character. In practice this means that ODA is limited to grant funding and concessional loans. It should be noted that all ODA to end violence against children identified by this study was in the form of grants.

Adding to this is the SARS-CoV-2 outbreak, which has significantly increased the number of children needing protection from violence, as girls and boys spend more time outside of school and trapped with violent family members under incredibly difficult circumstances. It is estimated that violence against children as a result of the pandemic has increased by as much as 32%, potentially leaving up to 85 million more children vulnerable to violence. As these risks increase, the capacity of national governments to respond has been seriously challenged. UNICEF estimates that 80% of services to address violence against children have been disrupted due to the pandemic.^{iv}

By the end of 2020, some countries were easing up movement control measures and others have made innovative provisions for service delivery; despite this, care centres and schools are not likely to reopen everywhere until the end of the pandemic and public spaces may remain out of reach for children. With an economic crisis looming, the threat of violence is not likely to disappear. In fact, it is more likely to increase in the months and years to come, bringing a devastating impact on children and societies.

A primary concern for policymakers and practitioners remains the significant gap in investment to end violence against children by donors and national governments. However, without adequate mechanisms to monitor budget allocations at national or international levels, the amount and effectiveness of investments are often difficult to determine.

This report focuses on Official Development Assistance (ODA) allocations to ending violence against children and is based on the latest set of data (December 2019) from the Organisation for Economic Co-operation and Development, Development Assistance Committee's (OECD-DAC) Creditor Reporting System (CRS) database. It is the second such report, tracking investment for the years 2017 and 2018. The first report, *Counting Pennies – A review of official development assistance to end violence against children (2017)*,^v established a baseline for donor children starting with 2015 as 'year zero' of the 2030 Agenda.

This second report builds on the previous version by adding analysis of investment according to the different INSPIRE strategies and investment by the SDG targets related to ending violence against children. In the absence of specific trackers to end violence against children (EVAC), the data is analysed manually, using relevant keyword searches to scan and analyse project entries. This report analyses key recipients, donors and areas of investment. It therefore offers rare insights and underlines the discrepancies

between the level of investment, costs and magnitude of the problem and centres on recommendations to improve monitoring of ODA investment in ending violence against children.

The main findings are discussed below; the full data set has also been made available for individual use and analysis online. Visit wvi.org/counting-pennies for the interactive data portal.



Photo: Saw Moo Kale ©World Vision 2020



Photo: Chris McFarlane ©World Vision 2019



2. KEY FINDINGS AND RECOMMENDATIONS

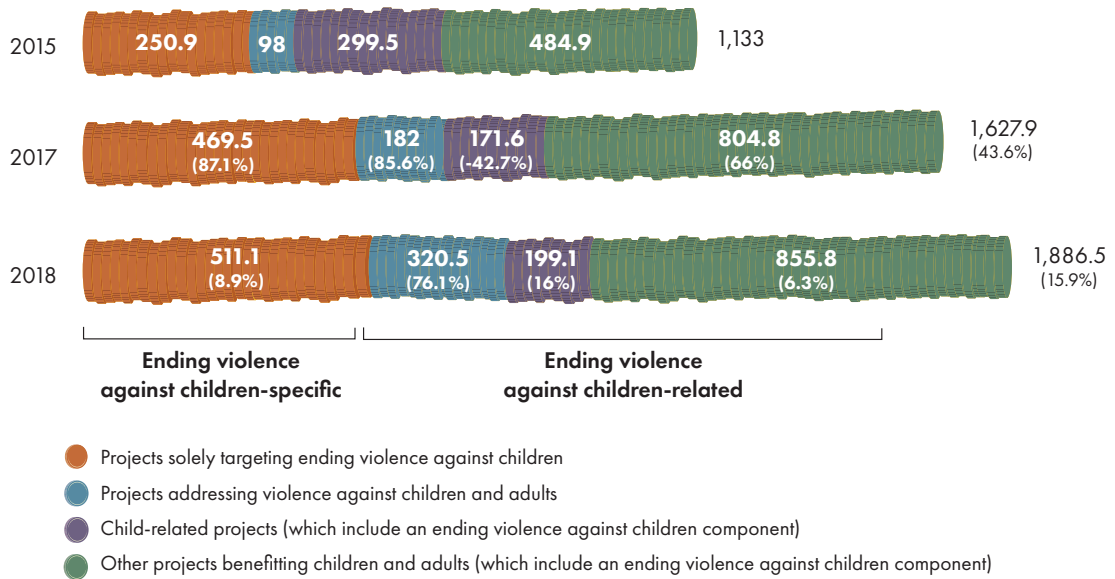
One billion children are experiencing violence each year; the long-term consequences have been estimated at a staggering cost of **US\$2 trillion to US\$7 trillion** annually. Despite this, only a small fraction of ODA spending is targeted at ending violence against children – just **0.96%** of the total ODA investment. The total ODA spending towards EVAC – either directly or in association with spending directed to other purposes – in 2018 was **US\$1,886.5 million**, out of which only **US\$511.1 million** is dedicated to projects specifically centred on ending violence against children. This is **66.5%** more than in 2015, with most of the increase (**103.7%**) due to the growth in funding for ending violence-specific projects. While this is good news, it still falls short of what is needed.

The increase in funding between 2015 and 2018 was largely due to an increase in the number of projects and geographical coverage, as more donors addressed violence against children in more countries. Despite this increase, the additional projects and countries almost outpaced the funding, resulting in a diminutive increase in investment per child from **US\$0.65** in 2015 to **US\$0.68** in 2018.

The analysis found that most of the spending to end violence against children targets humanitarian needs – i.e. countries facing large-scale conflicts and population displacement as a result of conflict. Overall, **68%** of the **US\$1,886.5 million** investment to end violence against children in 2018 went towards conflict-affected and fragile countries in the Middle East and Sub-Saharan Africa. Despite this emphasis, it is important to note that this funding only covers a small fraction of the identified child protection needs in most humanitarian contexts. Reports tracking the humanitarian funding for child protection identify constant underfunding of child protection projects; for example, in 2018, there was a **34%** gap between requirements and funds received for child protection.^{vi}

Total EVAC spent by category

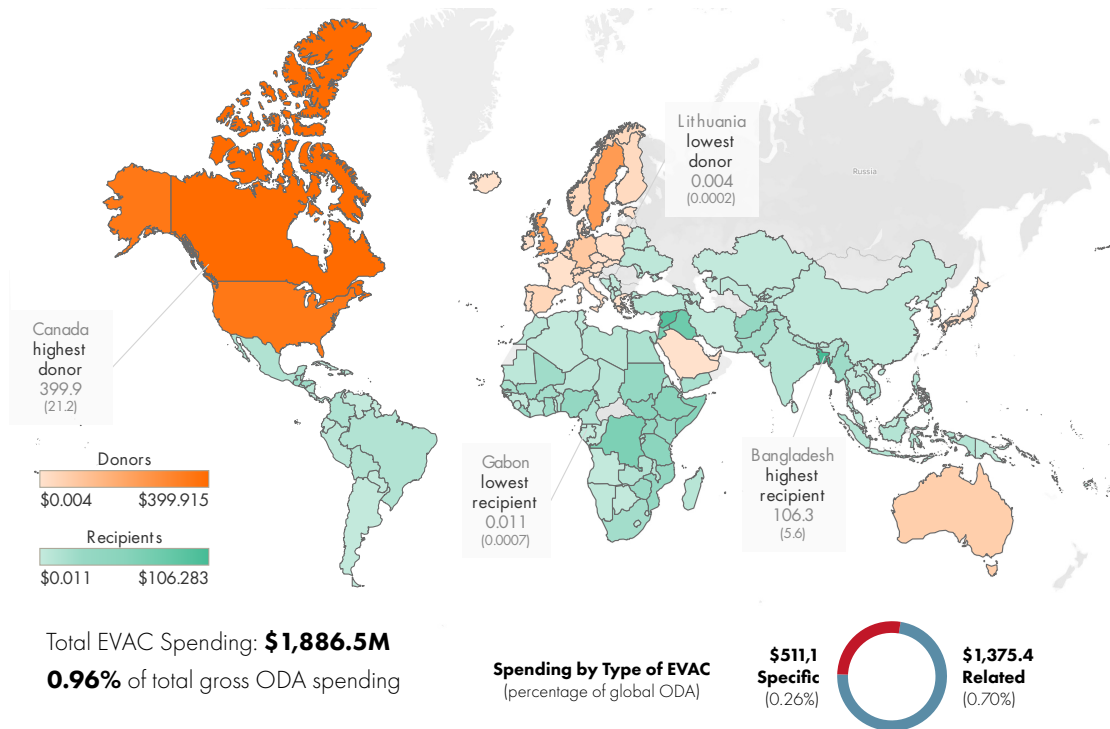
USD million 2018 prices (change in percentage related to previous year)



Source: Authors' analysis of the CRS 2015, 2017 and 2018 database.

Map of total EVAC spend by donor with recipient countries

USD million 2018 prices (percentage of total)



Source: Authors' analysis of the CRS 2015, 2017 and 2018 database.

End Violence Pathfinding Countries have made commitments to provide leadership in accelerating progress in ending violence against children. However, this policy commitment does not seem to be rewarded with increased ODA funding because of the natural priority given to humanitarian contexts; the 25 pathfinding countries that are eligible ODA recipients receive only **10.9%** of total EVAC funding. The geographical analysis indicates that donors' investment decisions continue to be largely driven by growing humanitarian needs.

The focus on ensuring access to lifesaving child protection interventions in humanitarian emergencies is commendable and needs to be significantly increased. However, the relatively small investments in addressing violence in pathfinding and other low-income countries is concerning, as such funding is necessary to really be able to demonstrate progress in ending violence against children. Ending violence in childhood is critical for creating more sustainable and peaceful societies, as well as preventing violence from happening in the first place. This will only be possible if investments are made in

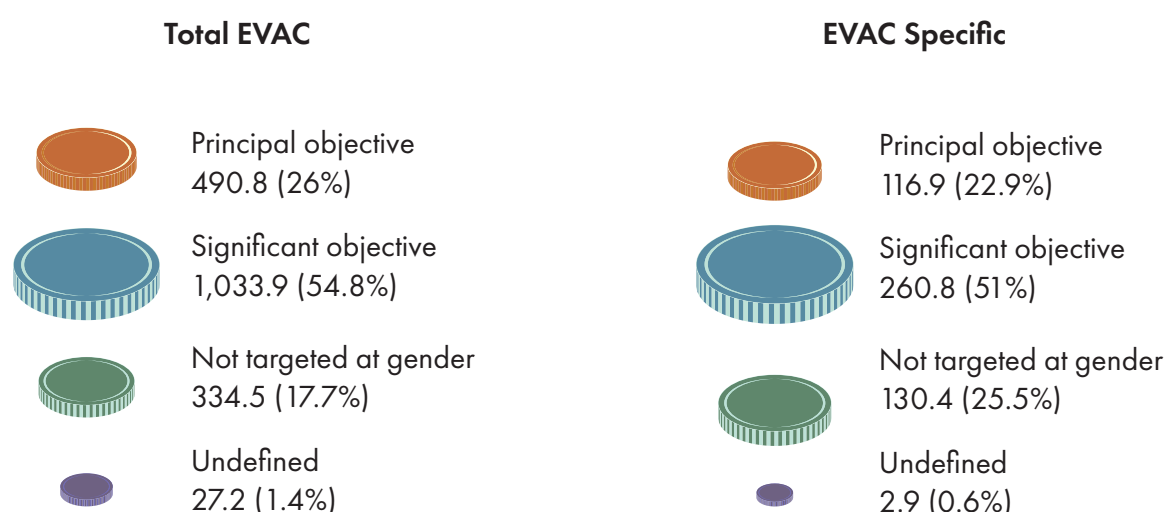
the necessary systems and interventions across all contexts.

Analysis of investment in INSPIRE-related strategies showed that donors are already largely investing in solutions that work. More than **70%** of investment in ending violence against children is going towards one of the seven key solutions, with most ODA going towards interventions that support response services. This is an encouraging finding although it should be taken with caution since it does not reflect the donor's intentional investment in INSPIRE strategies per se.

As in the 2015 report, spending on ending violence against children is far more likely to be gender-sensitive than is the case for ODA in general. Many issues addressed in ending violence against children – for example female genital mutilation, gender-based violence, sexual exploitation – affect girls and women, either exclusively or mainly. This means that investing in ending violence against children has great potential to contribute to gender equality and addressing forms of gender-based violence.

Gender-focused spending by type of EVAC.

USD million 2018 prices (percentage of total)

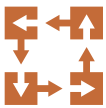


Finally, this report tested the use of the SDG focus field as a potential tool to systematically monitor investment to end violence against children in the CRS database. However, the ODA investment in EVAC captured through SDG focus fields significantly differs from analysis based on keyword search used in this report. Clearly governments are not yet using the SDG field consistently for monitoring EVAC-related SDG targets, perhaps because the use of this field is still voluntary, or because governments are prioritising other SDG targets.

Based on the findings, **three main recommendations emerged:**



Increase funding to end violence against children as part of an overall increase in official development assistance;



Agree on a standardised methodology for tracking donor investments in ending violence against children that can be integrated in the OECD-DAC CRS database; and



Further research the trends identified in this report.

1. CONTINUE INCREASING FUNDING TO END VIOLENCE AGAINST CHILDREN

This report indicates that since 2015 there has been an increase in total ODA for ending violence against children in response to growing needs. While this is a positive development, the total amount of funding – especially compared to the magnitude of the problem and its auxiliary costs – remains very low. Furthermore, there are growing concerns that the COVID-19 pandemic and significant shifts in donor priorities may negatively impact all ODA funding, included that for ending violence against children.

A recent report from the OECD *Global Outlook on Financing for Sustainable Development 2021*

indicates that the funding gap for SDGs could increase by 70% due to the pandemic. The current gap is estimated to be US\$2.5 trillion.^{vii} This projection is worrying, given the increase in needs and already insufficient level of ODA for ending violence against children. It is essential to prevent a further decline in ODA and ensure that spending in this area is scaled up to meet increasing needs of children in both humanitarian contexts and the SDG targets of ending violence against children in all countries by 2030.

Donors should:



Increase investment in ending violence against children both in humanitarian and non-humanitarian contexts.

Donors should especially target countries that have demonstrated political commitment to implement VAC prevention programmes and services (such as pathfinding countries) without decreasing spending in other countries. As noted above, low- and middle-income pathfinding countries currently receive only 10.9% of ODA for EVAC. This is a missed opportunity to capitalise on government commitments. ODA can play a significant and catalytic role to achieve progress in ending violence against children by 2030.



Prioritise funding towards the implementation of national policies to prevent violence against children and scale up INSPIRE prevention programmes

and response services. This report shows that the majority of donors' spending (70.1%) is already targeted towards INSPIRE-type interventions. Ensuring that these services are more systematically scaled up to reach large numbers of children, including in humanitarian contexts, can help significantly reduce violence against children.



Advocate to integrate prevention of violence against children into national development plans.

This will strengthen national capacity, political will and domestic resources for EVAC.

2. DEVELOP A STANDARDISED METHODOLOGY FOR TRACKING ODA INVESTMENTS IN ENDING VIOLENCE AGAINST CHILDREN

Measuring progress towards ending violence against children requires regular monitoring of the resources allocated to it. Current monitoring mechanisms do not adequately capture and track investments in ending violence against children. We therefore strongly recommend, as already noted in 2017's Counting Pennies report, the adoption of a new 'ending violence against children' policy marker within the OECD-DAC's database.

In our 2017 report, two options were proposed:

1. A policy marker that builds on the 'children's issues' marker used by Global Affairs Canada since 2008; this mirrors the 'gender equality' marker used by the OECD Development Assistance Committee for donor reporting of ODA.

This marker will screen expenditure – both project-related and core institutional support – to check for activities that aim to improve the lives and/or promote and protect the human rights of children. While this approach may not provide a full estimate of the amount of spending on ending violence against children, it does build on OECD tracking of aid in support of gender equality and women's rights and would integrate a human rights-approach to the coding.

2. A second, potentially useful, template and precedent could be the reproductive, maternal, newborn, and child health ('RMNCH') marker, recently introduced by the OECD-DAC for donor reporting of ODA. This marker grades each project on a scale of 0-4, depending on the proportion of spending that goes to RMNCH. This method may make it easier to come up with an overall estimate of spending on ending violence against children. However, a marker that relies on project-by-project assessment would take time to be used by all donors.

Alternatively, the SDG focus field can be used to monitor the investment in ending violence against children across different related targets.

However, as noted above, it currently does not seem to be used adequately for this purpose. Given that this field is voluntary, more research is needed to understand to what extent donors are able and willing to use it consistently. It is especially important to understand the reasons for underreporting on EVAC-related targets and if these gaps can be addressed.

Two years since the first Counting Pennies report, the advocacy efforts to reach agreement on monitoring of ODA spending on violence against children with OECD and donor countries have stalled. It is important to restart the dialogue with key donor countries, including those in the Investors Forum to End Violence Against Children, established under the auspices of End Violence Global Partnership, on the best way forward. This may include further revisions and re-examination of use of the SDG focus fields.

3. FURTHER RESEARCH FINDINGS OF THIS REPORT

This report provides a snapshot of ODA spending to end violence against children based on information available in the OECD-DAC database for 2017 and 2018. As well as continuing to monitor this spending, it is essential to further investigate the donor policies that influence their investment choices and decisions on EVAC. This should take place alongside other initiatives to promote the cost of inaction on EVAC, the positive rates of return on investments in EVAC and the benefits it brings to other areas of children's lives, such as their ability to access schooling or make their own choices about intimate partners.

Meanwhile, it is also vital to devote effort and resources to properly demonstrate the impact of different types of EVAC spending, when and in what contexts they are most effective, and how to best reflect these conclusions in donor priorities.

Finally, it is important to note that ODA remains only one source of funding for ending violence against children – albeit critical for some countries. The need to monitor and ensure the right type and amount of investments are of even greater relevance for national investments and budgets to end violence against children.



Photo: Qauom Abdullahi ©World Vision 2018



3. ANALYSIS OF ODA TARGETING VIOLENCE AGAINST CHILDREN

3.1 METHODOLOGY

This report investigates the amount of project-level ODA targeted at ending violence against children, either as the main focus or as part of a broader programme. It is based on data from the OECD-DAC Creditor Reporting System (CRS) database.

This study uses the definition of violence against children, and definitions of the different forms of violence against children, as they appear in the Convention on the Rights of the Child; the United Nations Study on Violence against Children; the strategy of the Global Partnership to End Violence Against Children; and the strategies for ending violence against children described in the INSPIRE package.

Based on these definitions, the keywords were selected and keyword searches applied on project titles and descriptions within the OECD-DAC CRS database. This was done in conjunction with applying purpose and channel code data to identify projects that are wholly or partially targeting children's issues. Further keyword searches were then carried out to identify projects that potentially targeted some aspect of ending violence against children.¹

The selected project records were then manually analysed to eliminate 'false positives' (i.e. records whose descriptions matched one or more keywords but which, on further examination, were not linked to action on ending violence against children). The remaining records were categorised either as: 1. projects that were entirely aimed at the prevention of, or response to, violence against children; and, 2. projects for which ending violence against children was just one among several aims.

¹ See Appendix B for further details

An additional analysis was performed to categorise EVAC spending according to the seven INSPIRE strategies and a combination of keyword searches was conducted in four phases.² Keywords were selected from the INSPIRE package associated with each of the seven strategies. Detailed information on methodology is available in Appendix A.³

3.2 LIMITATIONS

The figures generated in this as well as the previous report can only be taken as estimates due to data limitations. The lack of a specific code or markers to identify projects which target EVAC makes it challenging to generate the precise number of projects working towards stopping and preventing child violence. There is therefore the possibility that projects which target EVAC have been overlooked, leading to an underestimation of the investments made towards EVAC.

Another issue is that the methodology used in this and the previous reports relies entirely on the use of keyword searches; the output for these searches is highly dependent on the quality, correctness and completeness of the project description given by the title, short description, and long description fields.

Finally, this report tracks actual spending reported by donors, not commitments made to EVAC that will be spent over several years.

3.3 GLOBAL ESTIMATE OF SPENDING ON ENDING VIOLENCE AGAINST CHILDREN IN 2018

In 2018, according to the CRS database, the total project level ODA spend was **US\$195.4 billion**, out of which only **0.96%** or **US\$1,886.5 million** was allocated to ending violence against children. Of this, **US\$511.1 million** or **0.26%** of the total gross ODA spending went to projects that solely and specifically address violence against children. The remaining **US\$1,375.4 million (0.70%** of total gross ODA) went to projects related to violence against children. These projects include components that address violence against children, either as a part of broader efforts to improve different aspects of child wellbeing, or to end violence against children and adults.

Compared to the 2015 baseline, investments doubled for specific projects addressing violence against children. They increased by **103.7%** or **US\$260.2 million**, with most of the growth occurring between 2015 and 2017, after ending violence against children became one of the SDG targets. The increase in funding for EVAC-related projects also increased during the same period but for a more modest amount of **55.9%** or **US\$493 million**.

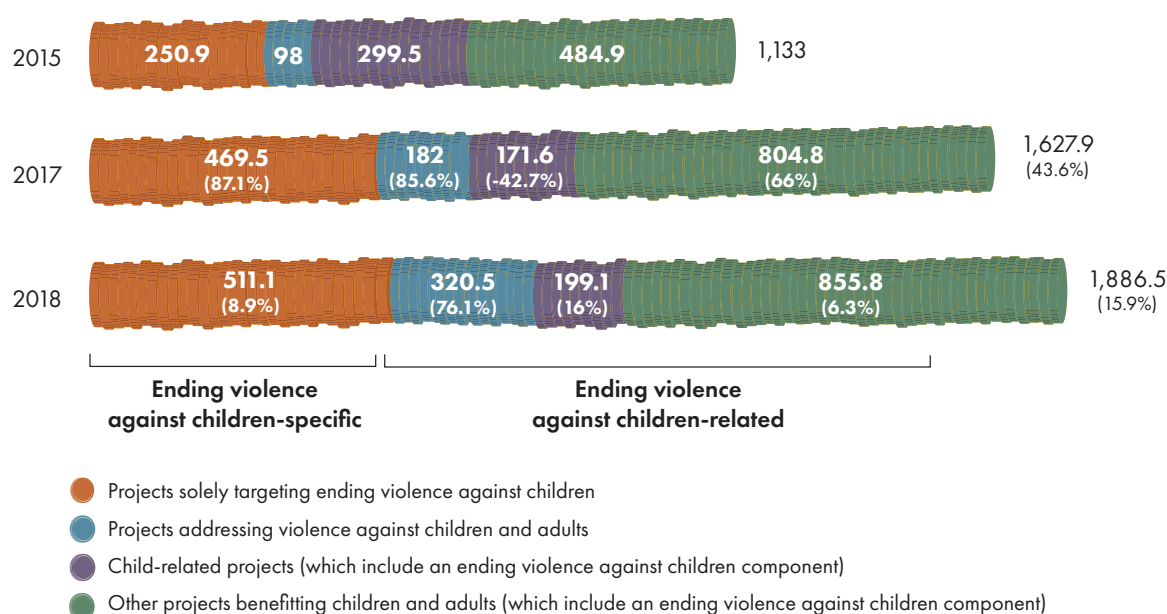


Photo: Jon Warren ©World Vision 2020

² See Appendix C

³ See Appendix A

FIGURE 1. Total EVAC spent by category
USD million 2018 prices (change in percentage related to previous year)



Source: Authors' analysis of the CRS 2015, 2017 and 2018 database.

While the total investment in ending violence against children has increased, the number of recipient countries also increased, enabling a greater geographical and population coverage. However, this also meant a very small increase in aid spending per child.

TABLE 1. Average aid spending per child: a comparison⁴

Year	Number of recipient countries	Total number of children (billions of people)	USD (millions)	USD per child spending (2018 prices)
2015	107	1.66	1,079	\$0.68 ⁵
2017	124	2.25	1,265.76	\$0.56
2018	130 ⁶	2.23	1,515.8	\$0.68

Source: Authors' analysis of CRS 2015, 2017 and 2018 database.

⁴ Figures exclude non-specified, bilateral and regional funding that cannot be attributed to specific countries identified as receiving funding for EVAC.

⁵ Figure modified to reflect 2018 prices.

⁶ Although the number of recipient countries in 2018 is higher than 2017, the number of children is lower because the recipient countries are different, thus the population varies.

3.4 TOP 10 DONORS FOR ENDING VIOLENCE AGAINST CHILDREN

The ten largest donors account for **85.7%**, or **US\$1,617.4 million**, of the total spending on ending violence against children. Canada was the largest donor followed by the United States of America (US), Sweden and the United Kingdom (UK).

This is a small change from the 2015 data, when **94.9%** of total ODA spending was contributed by the top ten donors. In 2018, Netherlands, Spain and Belgium entered the top ten donor list for the first time; the UK was the largest donor for projects specifically addressing EVAC, followed by Sweden and the US.

FIGURE 2. Top 10 donors of ODA on total and specific EVAC by year
USD million 2018 prices (yearly ranking)⁷

TOTAL EVAC				SPECIFIC EVAC			
Donor	Year			Donor	Year		
	2015	2017	2018		2015	2017	2018
Canada	251.2 (1)	261.5 (2)	399.9 (1)	UK	30.1 (3)	89.5 (1)	73.9 (1)
US	166.1 (2)	323 (1)	357.7 (2)	Sweden	20.2 (5)	54.4 (2)	66.9 (2)
Sweden	150.3 (3)	192.4 (3)	237.7 (3)	US	42.9 (1)	32.6 (3)	54 (3)
UK	124.5 (4)	184.2 (4)	224.5 (4)	Germany	9.3 (8)	20.5 (8)	52.2 (4)
EU Institutions	96 (6)	73 (7)	109.3 (5)	Canada	38.5 (2)	30.9 (4)	47.4 (5)
Germany	124 (5)	63.3 (8)	86.5 (6)	EU Institutions	22.9 (4)	28.7 (5)	39.3 (6)
Netherlands			68 (7)	UNICEF	7.4 (9)	26.9 (7)	22 (7)
Australia	72.6 (7)	85.5 (6)	63 (8)	Belgium			15.9 (8)
Spain			36 (9)	Norway	10.6 (6)	11.8 (9)	14.6 (9)
Belgium			34.8 (10)	Netherlands	9.6 (7)		13.7 (10)
Norway	32.1 (8)	95.8 (5)		Australia		27.9 (6)	
GAVI		45 (9)		Italy		7.3 (10)	
UNICEF	21.6 (9)	38.8 (10)		Other	27 (10)		
Other	95.8 (10)						

Source: Authors' analysis of CRS 2017 and 2018 database.

⁷ Colour reflects spending throughout the years; the more intense the shade, the higher its value.

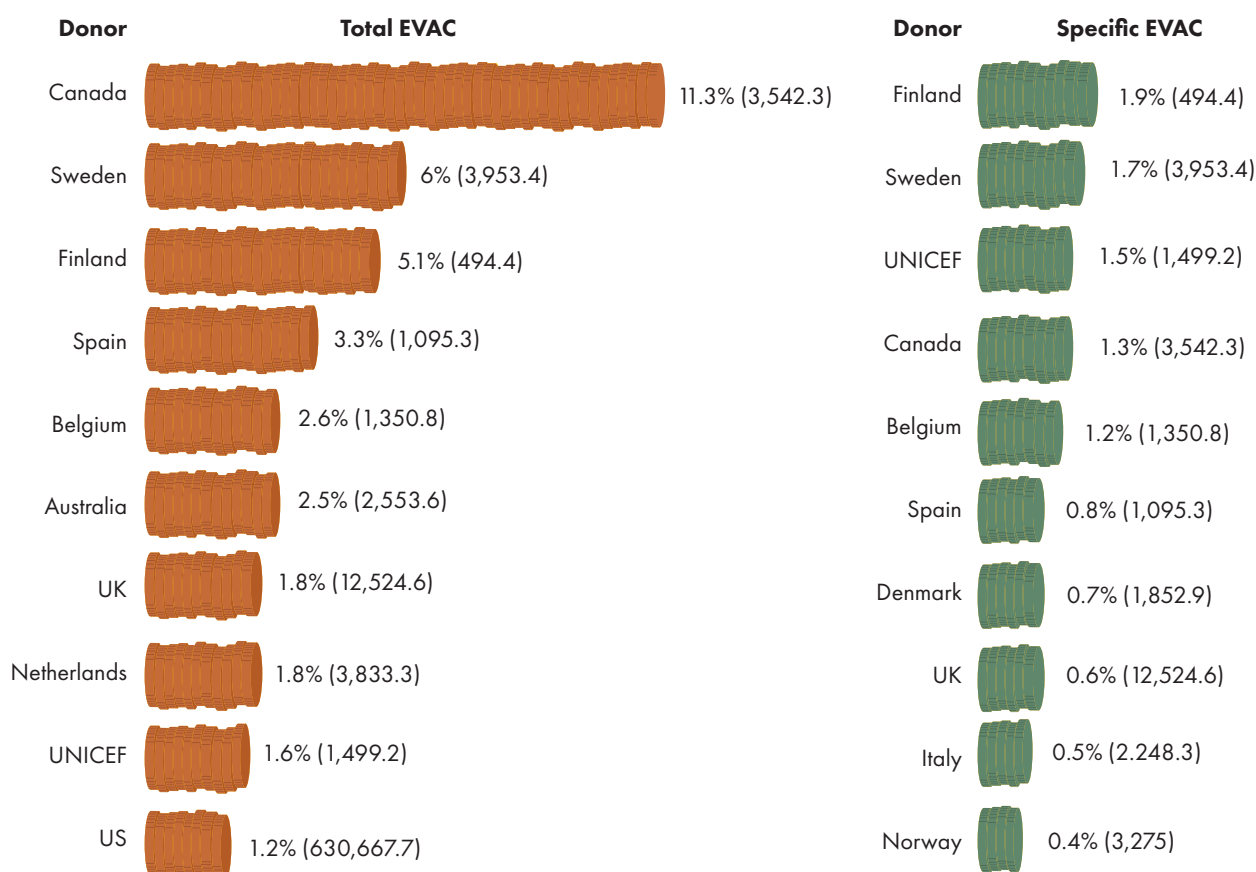
3.5 TOP 10 DONORS AS A PROPORTION OF GROSS ODA DISBURSEMENTS

The situation is different when we look at the top 10 donors who contribute the largest percentage of their ODA to ending violence against children – a reflection of the priority they give to tackling the issue within their portfolio. Canada is the single highest contributor to total EVAC as a proportion of its gross ODA disbursement,

spending **11.3%** of its total ODA towards total EVAC, while Finland gives the highest percentage of its gross ODA to EVAC-specific projects.

When looking at the top 10 donors of EVAC as a proportion of their gross ODA disbursement, Belgium and Spain join top donors. Contribution from top 10 donors to ending violence against children ranges between **1.2%** and **11.3%** of their gross ODA.

FIGURE 3. Top 10 donors of EVAC as a proportion of gross ODA disbursement
Percentage of ODA (total ODA disbursement in USD million 2018 prices)



Source: Authors' analysis of CRS 2018 database.

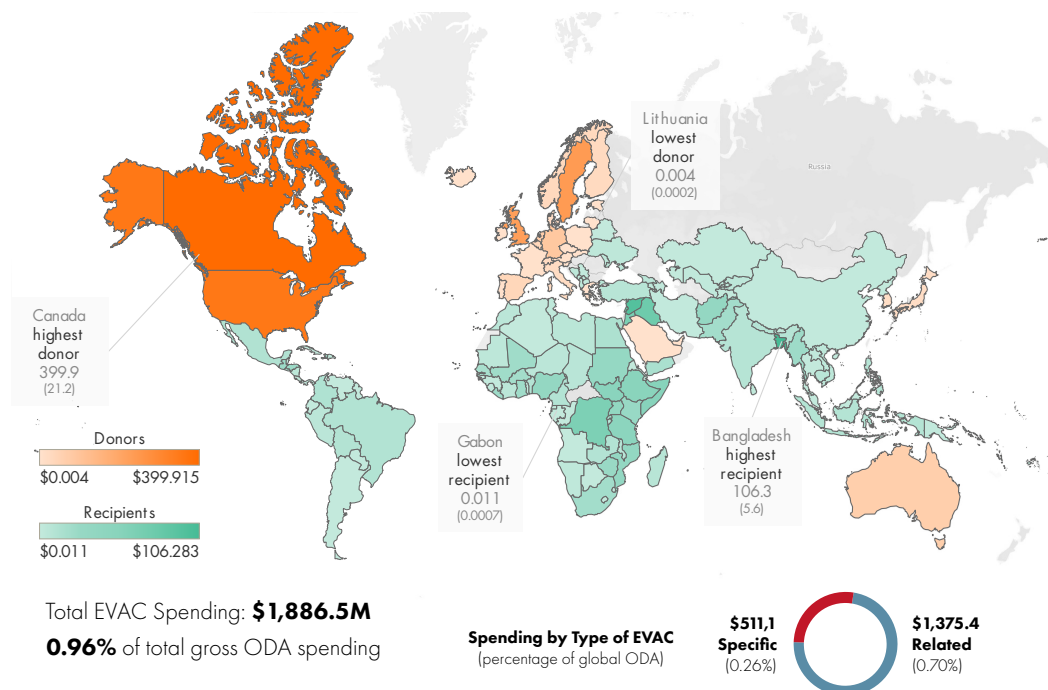
FIGURE 4. Top 10 donors of EVAC as a proportion of gross ODA disbursement percentage of total ODA (yearly ranking)

TOTAL EVAC				SPECIFIC EVAC			
Donor	Year			Donor	Year		
	2015	2017	2018		2015	2017	2018
Canada	7.9% (1)	7.9% (1)	11.3% (1)	Finland	0.4% (3)	0.4% (9)	1.9% (1)
Sweden	2.9% (2)	4.7% (2)	6% (2)	Sweden	0.4% (4)	1.4% (2)	1.7% (2)
Finland	1.7% (4)	2.1% (8)	5.1% (3)	UNICEF	0.5% (2)	1.7% (1)	1.5% (3)
Spain		1.4% (10)	3.3% (4)	Canada	1.3% (1)	1% (4)	1.3% (4)
Belgium	1.4% (6)		2.6% (5)	Belgium	0.4% (6)		1.2% (5)
Australia	2.5% (3)	3.3% (3)	2.5% (6)	Spain	0.4% (5)	0.6% (7)	0.8% (6)
UK	1% (7)	1.5% (9)	1.8% (7)	Denmark			0.7% (7)
Netherlands			1.8% (8)	UK	0.3% (10)	0.8% (5)	0.6% (8)
UNICEF	1.5% (5)	2.4% (7)	1.6% (9)	Italy			0.5% (9)
US			1.2% (10)	Norway	0.3% (8)	0.4% (10)	0.5% (10)
Norway	0.9% (8)	2.9% (4)		Australia		1.1% (3)	
GAVI		2.6% (5)		CERF		0.6% (6)	
IADB		2.5% (6)		IADB		0.4% (8)	
Ireland	0.8% (9)			Ireland	0.3% (7)		
Germany	0.7% (10)			UNFPA	0.3% (9)		

Source: Authors' analysis of CRS 2015, 2017 and 2018 database.

3.6 TOP 10 RECIPIENT COUNTRIES

FIGURE 5. Map of total EVAC spend by donor with recipient countries USD million 2018 prices (percentage of total)



Source: Authors' analysis of CRS 2018 database.

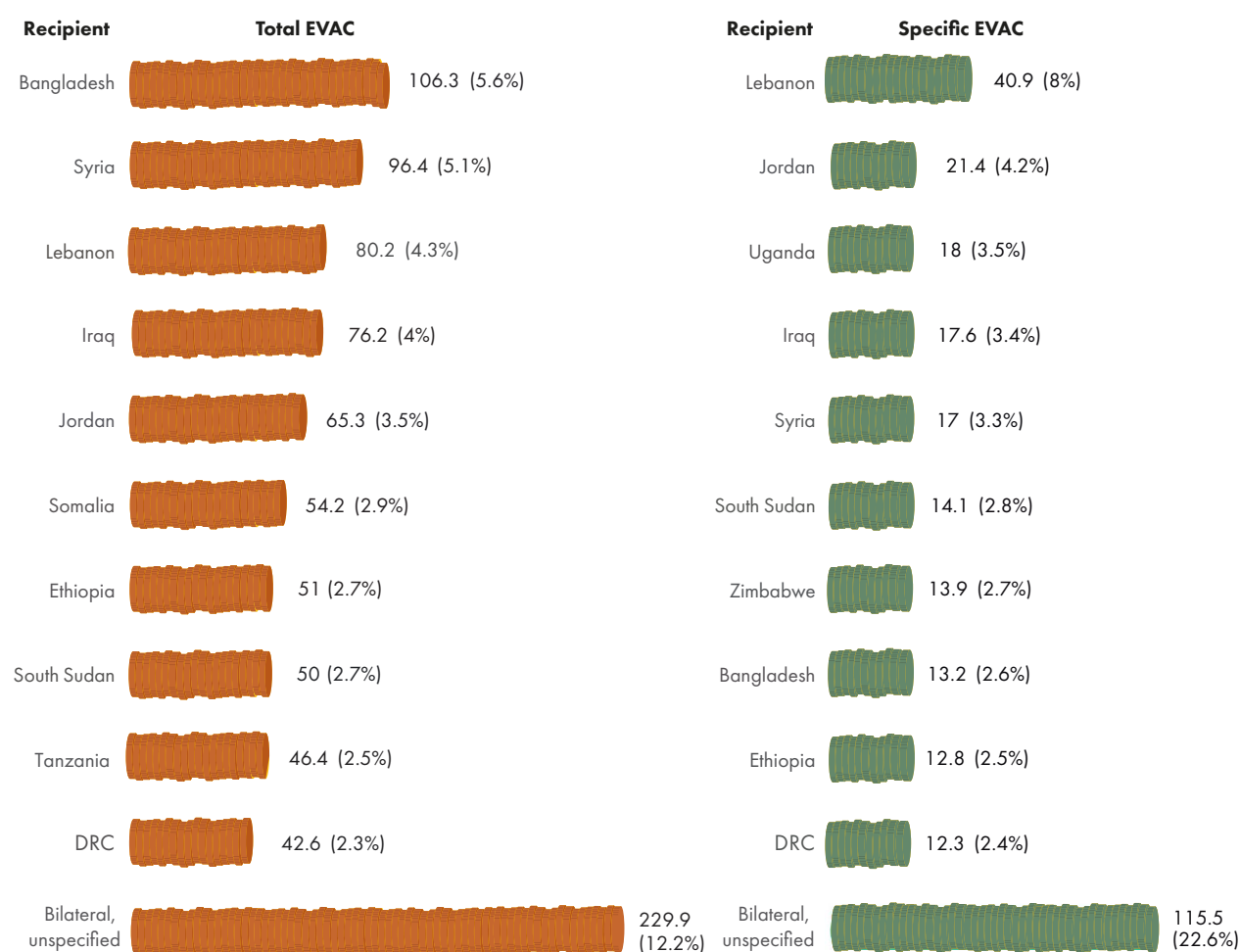
The total EVAC funding to the top ten recipients (excluding bilateral and unspecified aid, as they cannot be attributed to specific countries) accounts for **US\$668.6 million** of total EVAC spending, and **US\$181.2 million** for EVAC-specific aid. It is interesting to note that the highest amount of EVAC funding went towards bilateral or unspecified recipients (**US\$229.9 million** or **12.2%** of the total aid spending).

The top 10 recipients are mostly in the Middle East and Sub-Saharan African region, except for Bangladesh which is the highest recipient (US\$106.3 million or 5.6%). As might be expected, given the humanitarian crisis it faces,

the second recipient of total ODA for ending violence against children in 2018 was Syria, receiving US\$96.4 million or 5.1% of total EVAC spending. Lebanon received the highest percentage of the EVAC specific aid, with US\$40.9 million (8%).

When compared to previous years, there are many changes in the composition of the top ten recipients for total and specific EVAC funding. Judging by countries involved, donors responded to major humanitarian emergencies in 2018 (e.g. Rohingya crisis in Bangladesh or floods in Mozambique).

FIGURE 6. Top 10 recipients of ODA total and specific EVAC
USD million 2018 prices (percentage of total)



Source: Authors' analysis of CRS 2018 database.

FIGURE 7. Top 10 recipients of ODA on total and specific EVAC
USD million 2018 prices (yearly ranking)

TOTAL EVAC				SPECIFIC EVAC			
Recipient	Year			Recipient	Year		
	2015	2017	2018		2015	2017	2018
Bangladesh		59.0 (2)	106.3(1)	Lebanon		35.7 (1)	40.9 (1)
Syria	49.9 (2)	88.7 (1)	96.4 (2)	Jordan			21.4 (2)
Lebanon	46.2 (3)	58.1 (3)	80.2 (3)	Uganda			18 (3)
Iraq	102.9 (1)	38.4 (10)	76.2 (4)	Iraq			17.6 (4)
Jordan	24.2 (9)		65.3 (5)	Syria		20.5 (2)	17 (5)
Somalia			54.2 (6)	South Sudan	15.2 (1)		14.1 (6)
Ethiopia			51 (7)	Zimbabwe		20.2 (3)	13.9 (7)
South Sudan	34.4 (4)	42.9 (9)	50 (8)	Bangladesh			13.2 (8)
Tanzania	23.7 (10)	44.3 (7)	46.4 (9)	Ethiopia	9.4 (4)	12.2 (8)	12.8 (9)
DRC	30.8 (5)		42.6 (10)	DRC	11.2 (3)		12.3 (10)
Nigeria		54.6 (4)		South Africa		19(4)	
Afghanistan		50.1 (5)		Myanmar		16.9 (5)	
Kenya		45.4 (6)		India		15.3 (6)	
Mozambique		44.1 (8)		Nigeria	5.6 (9)	13 (7)	
Zimbabwe	30.2 (6)			Vanuatu		10 (9)	
Papua New Guinea	29.2 (7)			Kenya		9.8 (10)	
Ukraine	28.8 (8)			Ghana	14.1 (2)		
				Tanzania	8.6 (5)		
				Colombia	8 (6)		
				Cambodia	6 (7)		
				Philippines	5.9 (8)		
				Niger	5.4 (10)		

Source: Authors' analysis of CRS 2015, 2017 and 2018 database.



Photo: Ben Adams ©World Vision 2018

3.6.1 ODA spending on EVAC directed to Pathfinder Countries⁸

FIGURE 8. Pathfinder countries: aid received by year and type of EVAC
USD million 2018 prices (yearly ranking)⁹

TOTAL EVAC			SPECIFIC EVAC		
Recipient	Years		Recipient	Years	
	2017	2018		2017	2018
Tanzania	44.4 (2)	46.4 (1)	Uganda	8.2 (4)	18 (1)
Uganda	30 (3)	36.6 (2)	South Africa	19.1 (1)	12.1 (2)
Nigeria	54.8 (1)	32.8 (3)	Nigeria	13 (2)	7.3 (3)
South Africa	23.9 (4)	19.4 (4)	Tanzania	9.2 (3)	4.6 (4)
El Salvador	6.7 (9)	16.9 (5)	Jamaica	0.1(15)	3.8 (5)
Mexico	8.9 (6)	11.2 (6)	Georgia	2.1 (6)	3.1 (6)
Indonesia	12.5 (5)	9.2 (7)	Philippines	5.8 (5)	2.8 (7)
Philippines	7 (8)	7.7 (8)	El Salvador	1.1 (9)	2.1 (8)
Côte d'Ivoire	2.1 (12)	5.1 (9)	Côte d'Ivoire	1.4 (8)	1.6 (9)
Georgia	8.2 (7)	5.1(10)	Peru	1.1(10)	1 (10)
Peru	6.5 (10)	5.1 (11)	Indonesia	0.8 (11)	0.7 (11)
Jamaica	0.8 (15)	4.6 (12)	Mexico	1.7 (7)	0.7 (12)
Armenia	1.3 (13)	2.5 (13)	Sri Lanka	0.7 (12)	0.4 (13)
Sri Lanka	2.8 (11)	1.6 (14)	Armenia	0.2 (13)	0.2 (14)
Paraguay	0.9 (14)	0.9 (15)	Paraguay	0.1(14)	0.2 (15)
Montenegro	0.0 (17)	0.1(16)	Montenegro		0.1(16)
Mongolia	0.1(16)	0.0 (17)	Mongolia	0.1(16)	

Source: Authors' analysis of CRS 2017 and 2018 database.

In 2018, **US\$205.2 million** or **10.9 %** of total ODA to end violence against children, was disbursed to pathfinding countries.¹⁰ In that year, Tanzania, one of the first pathfinding countries, received the highest amount (US\$46.4 million). For specific interventions to end violence against children in pathfinding countries, **US\$58.7 million** (or **11.4%** of total ending violence-specific ODA) was disbursed. Uganda received the highest amount: US\$18 million. Uganda hosts a large number of refugees, which may have contributed to this level of funding. Interestingly, one of the pathfinding countries, Mongolia, did not receive any EVAC specific aid in 2018.

Less than one-third of the total ODA to end violence against children in pathfinding countries was allocated to ending violence-specific interventions, while the rest was for broader interventions that also contributed to ending violence against children. This raises a question as to what extent ODA aid was driven by the pathfinding status of the country. In addition, compared to 2017, total aid to end violence against children to pathfinding countries decreased by **US\$5.7 million** or **2.7%**, while spending on ending violence-specific interventions also decreased by **US\$4.9 million** or **7.7%**.

⁸ Pathfinder countries are those whose governments have made a formal commitment to comprehensive action to end all forms of violence against children and who requested to become a pathfinder within the Global Partnership to EVAC.

⁹ A value shown as 0.0 means the amount received was lower than US\$100,000.

¹⁰ Pathfinder Countries. <https://www.end-violence.org/pathfinding-countries>

3.6.2 ODA spending on EVAC in Fragile Countries

FIGURE 9. Fragile Countries: aid received by year and type of EVAC
USD million 2018 prices (yearly ranking)

TOTAL EVAC			SPECIFIC EVAC		
Recipient	Years		Recipient	Years	
	2017	2018		2017	2018
Syria	88.7 (1)	96.4(1)	DRC	7.7 (2)	19.4 (1)
Iraq	38.4 (4)	76.2 (2)	Iraq	4.5 (5)	17.6 (2)
DRC	37.2 (5)	62.8 (3)	Syria	20.5 (1)	17 (3)
Somalia	33.4 (6)	54.2 (4)	South Sudan	7.4 (3)	14.1 (4)
South Sudan	42.9 (3)	50 (5)	Sudan	4.1 (6)	6.2 (5)
Afghanistan	50.1 (2)	33.2 (6)	Yemen	1.7 (10)	4.9 (6)
Sudan	16.6 (9)	31.3 (7)	Mali	5.3 (4)	4.1 (7)
Mali	17.4 (8)	21.4 (8)	Afghanistan	2.6 (8)	3.9(8)
Yemen	20.8 (7)	15.2 (9)	Somalia	3.3 (7)	2.7(9)
CAR	6.8 (10)	7.9(10)	CAR	2.5 (9)	1.2 (10)

Source: Authors' analysis of CRS 2017 and 2018 database.

Figure 9 highlights changing funding patterns in ten fragile countries selected for this study.¹¹ The countries on this list are countries that experienced conflicts, an influx of refugees and or other humanitarian crises.

Total aid to end violence against children in the top ten fragile countries increased to **US\$448.6 million** in 2018, or **23.7%** of total EVAC aid. **US\$91.1 million**, or **17.8%** of total spending, went to projects specifically focusing on ending violence. From 2017 to 2018, total aid to end violence against children increased by **US\$96.3 million** or **27.3%**, with most increases due to the **52.8%** rise in EVAC-specific aid. Central African Republic (CAR) received the lowest total aid funding for 2018, while Syria was the highest recipient of total EVAC aid. It is interesting to note that Iraq's EVAC-specific aid funding increased by US\$37.8 million or 98.4% in one year.

3.7 REGIONAL SPENDING

The analysis of ODA spending on violence against children by region shows, as might be expected, the majority of funding is going towards areas experiencing conflict, prolonged fragility and structural violence. Sub-Saharan Africa and the Middle East receive **68.5%** of total aid for ending violence. The Sub-Saharan region received US\$681 million or 44.9% of the total aid. The Middle East received US\$358.3 million (23.6%). Oceania received the least amount of funding regionally with US\$10.5 million.

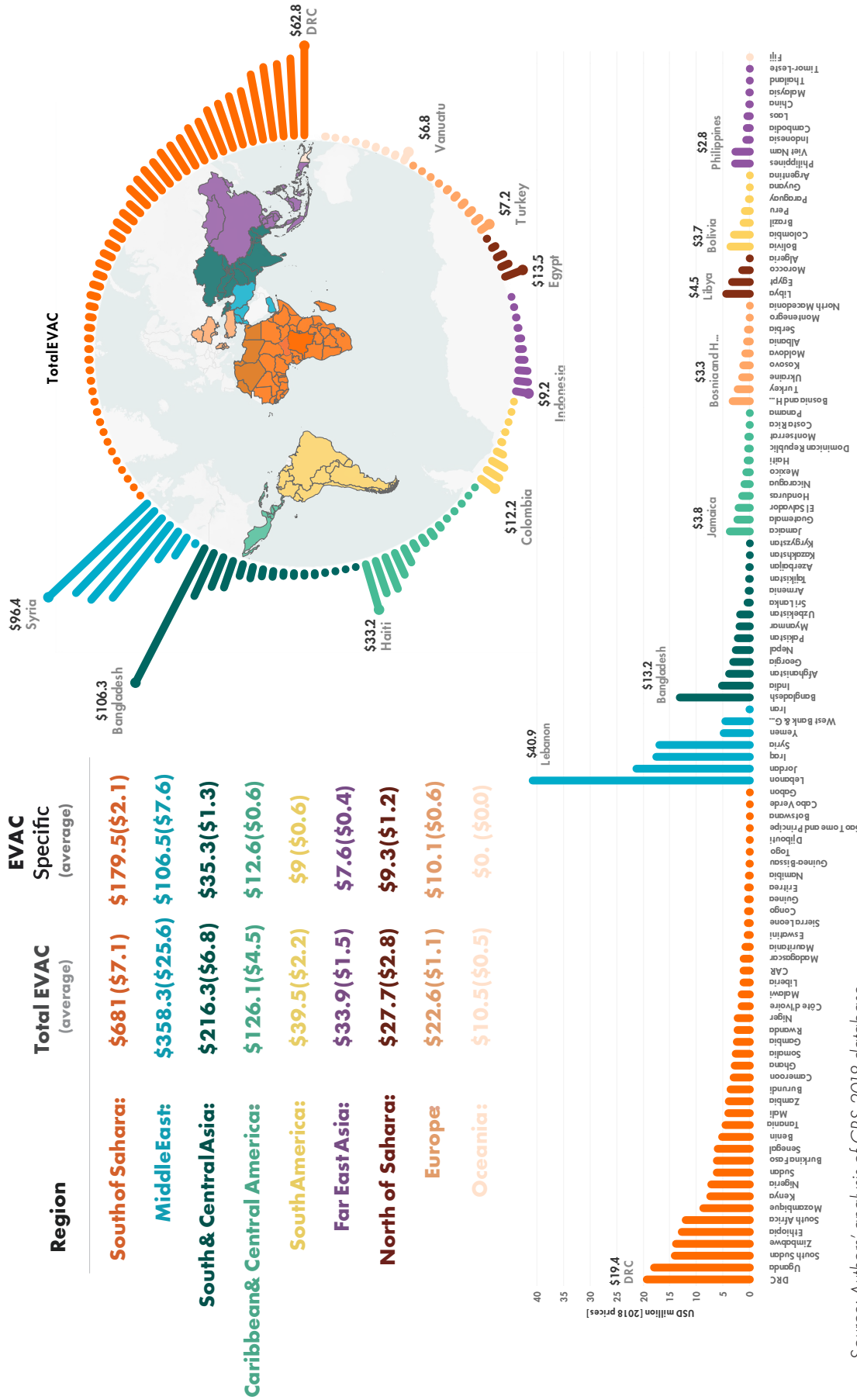
Comparative analysis of spending per region shows some fluctuation in the funding but the main recipient regions have not changed.

¹¹ A country is defined as "fragile" when it is faced with high political, economic and social fragility and vulnerability which include poverty, inequality, and social struggle. These contexts are commonly where children are more likely to be exposed to violence. The list of countries was selected by the World Vision.
<https://www.worldvision.org/our-work/refugees-fragile-states>

FIGURE 10.

EVAC spending by region

USD million 2018 prices



Source: Authors' analysis of CRS 2018 database.



Photo: Jon Warren ©World Vision 2019

4. CHANNELS OF FUNDING

Projects funded by ODA are implemented and delivered through numerous partners, including government agencies (both donor and recipient governments), multilateral bodies, national and international NGOs, academic institutions, private sector actors, etc. The data from 2018 shows that the majority of total ODA spent on ending violence against children is channelled through international organisations, such as UNICEF, and international NGOs.

UNICEF delivered projects amounting to US\$354.2 million or 38.1% of aid for ending violence against children across the world^{12,13}. International NGOs implemented projects amounting to US\$144.7 million, or 15.6%. Other UN organisations, such as UNFPA, also channelled total donor spending to end violence against children, amounting to US\$138.4 million (14.9%) and US\$54.9 million (5.9%), respectively. Only US\$25.4 million or 2.7% of total EVAC spend was channelled through recipient governments towards ending violence against children.

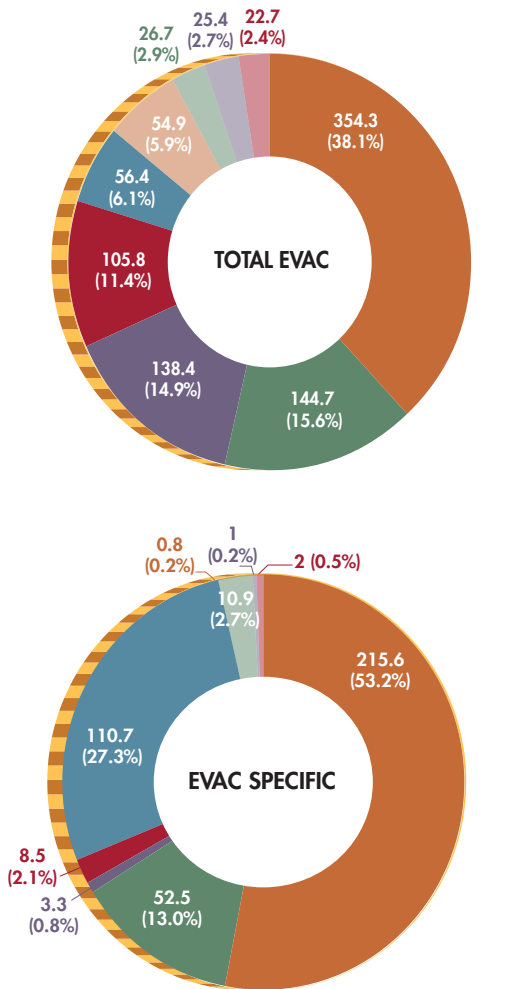
¹² To avoid double counting, UNICEF is analysed separately as a channel of funding and as a donor.

¹³ In 2018, UNICEF reported US\$658,183,041 as total investments in child protection. The discrepancy in figures is due to: 1. Not all UNICEF funding for child protection can be classified as ODA; and 2. UNICEF child protection funding includes projects addressing issues that are not considered violence against children, such as child care reform and birth registration.



FIGURE 11.

EVAC spending per top 10 channels
 USD million 2018 prices (percentage of total)



- Developing country-based NGO
- International NGO
- Private sector in provider country
- Recipient Government
- United Nations Children's Fund
- United Nations Office of the United Nations High Commis..
- United Nations Population Fund
- University, college or other teaching institution, research
- Other

Source: Authors' analysis of CRS 2018 database.



Photo: Klezer Gaspar ©World Vision 2020



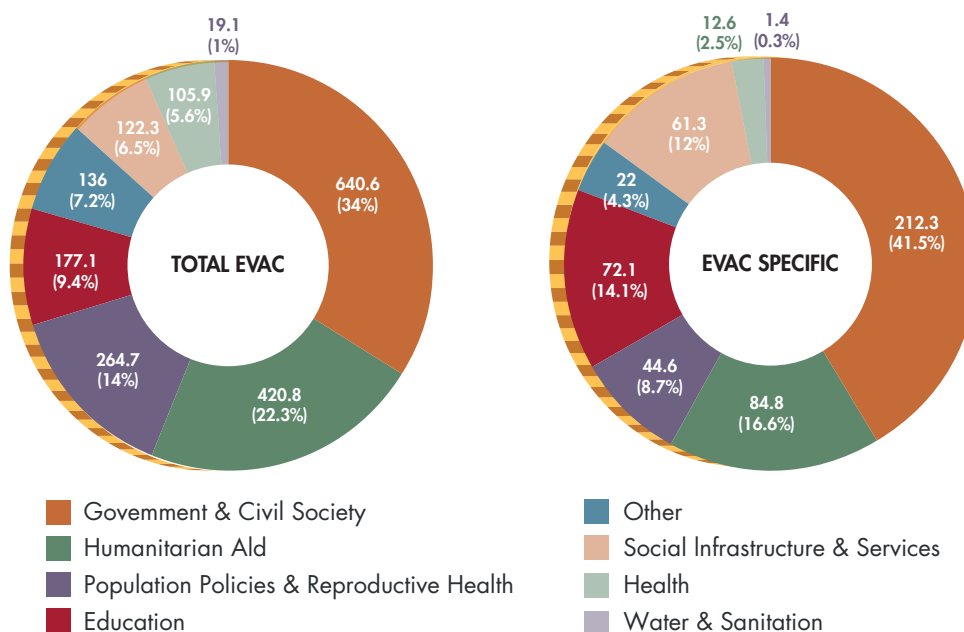
5. SECTORAL SPENDING

Spending on ending violence against children is usually spread across several sectors, as many efforts to address violence against children require multi-sectoral interventions. This section looks at sectoral distribution of ODA spending on ending violence against children. For example, a measure aimed at strengthening a country's judicial system would improve laws banning violence against children or result in the introduction of legislation criminalising child marriage or FGM. This type of spending might be recorded under 'governance and security'. Meanwhile, spending on child protection activities is usually counted under 'other social services'.

When looking at the sectoral allocation of total EVAC spending, interventions targeting strengthening governance and civil society received the highest support— **US\$640.6 million (34%)**. This is followed by humanitarian aid (**US\$420.8 million**) and sectoral interventions targeting population policies and reproductive health (**US\$264.7 million**, or **14%**).

In terms of EVAC-specific spending by sector, interventions targeting the strengthening of governance and civil society received the highest disbursement of **US\$212.3 million**, or **41.5%** of the expenditure. This is followed by humanitarian aid, which accounted for **US\$84.8 million (16.6%)** and educational interventions, which received **US\$72.1 million (14.1%)**.

FIGURE 12. ODA sector expenditure by type of EVAC USD million 2018 prices (percentage of total)



Source: Authors' analysis of CRS 2018 database.

5.1 ODA SECTOR EXPENDITURE BY TYPE OF EVAC EXPENDITURE: A COMPARISON

FIGURE 13. ODA sector expenditure by type of EVAC and year USD million 2018 prices (yearly change rate)

Sector	TOTAL EVAC			Sector	SPECIFIC EVAC		
	2015	2017	2018		2015	2017	2018
Government & Civil Society		365.9	640.6 (75.1%)	Government & Civil Society		136.9	212.3 (55.2%)
Humanitarian Aid	432	408.3 (-5.5%)	420.8 (3.1%)	Humanitarian Aid	12.2	90.6 (640.6%)	84.8 (-6.4%)
Population Policies & Reproductive Health		288.2	264.7 (-8.2%)	Education	21.4	60.5 (182.9%)	72.1 (19.1%)
Education	101.5	211.1 (107.9%)	177.1 (-16.1%)	Social Infrastructure & Services		52	61.3 (17.9%)
Other	63.3	73.2 (15.7%)	136 (85.8%)	Population Policies & Reproductive Health		45.7	44.6 (-2.4%)
Social Infrastructure & Services		104.8	122.3 (16.7%)	Other	18.1	23.9 (31.8%)	22 (-8%)
Health	84	157.2 (87.1%)	105.9 (-32.6%)	Health	12.1	25.5 (110.6%)	12.6 (-50.8%)
Water & Sanitation	9.2	19.3 (110.7%)	19.1 (-1.3%)	Water & Sanitation		6	1.4 (-76.7%)
Governance & Security	290.2			Governance & Security		116.9	
Other Social Services	154			Other Social Services		70.4	

Source: Authors' analysis of CRS 2015, 2017 and 2018 database.

Compared with 2015, the total spending marked as humanitarian aid decreased by over **2.6%** for total EVAC funding. Despite the decrease, donors were more intentional in utilising humanitarian aid sector spending to end violence against children. The investment under this sector increased more than six times for EVAC-specific spending.

5.2 TOP 10 DONORS AND RECIPIENTS OF ODA SPENDING BY TOTAL EVAC AND SDG FOCUS FIELDS

For the first time, this report analyses the ODA spending per SDG that relates to ending violence against children. The analysis was enabled by the introduction of the SDG focus field, a voluntary field in the CRS database that enables donors to record their investment according to the sustainable development goals or targets.

Figure 14 depicts the total amount disbursed by all donors who in 2018 used SDG focus fields to report against targets related to ending violence against children in the OECD-DAC CRS. The total EVAC spending identified by this report was **US\$1,886.5 million**. However, ODA for ending violence recorded under SDG focus fields accounted for only **13.2%** of that figure, or **US\$249.8 million**. This represents a final amount of **0.13%** of the total ODA spending in 2018.

Canada, the US, UK, Sweden, and EU institutions are the top five EVAC donors, but they did not register any ending violence-related ODA under SDG focus fields. However, Australia, the eighth-biggest donor for total EVAC, emerged as a top donor contributing to ending violence-related SDG targets. Australia reported US\$23.3 million more of its total spending on ending violence against children under SDG focus fields, in comparison with the EVAC spending estimate in this report.

FIGURE 14. ODA sector expenditure by type of EVAC and year
USD million 2018 prices (yearly change rate)



4.7
\$107.3

By 2030, ensure that all learners acquire the knowledge and skills needed to promote ... a culture of peace and non-violence ...



4.A
\$0.8

Build and upgrade education facilities that ... provide safe, non-violent, inclusive and effective learning environments for all



8.7
\$6.5

Take immediate and effective measures to eradicate forced labour, end modern slavery and human trafficking and secure the prohibition and elimination of the worst forms of child labour, including recruitment and use of child soldiers, and by 2025 end child labour in all its forms



5.2
\$75

Eliminate all forms of violence against all women and girls in the public and private spheres, including trafficking and sexual and other types of exploitation



5.3
\$8.1

Eliminate all harmful practices, such as child, early and forced marriage and female genital mutilation



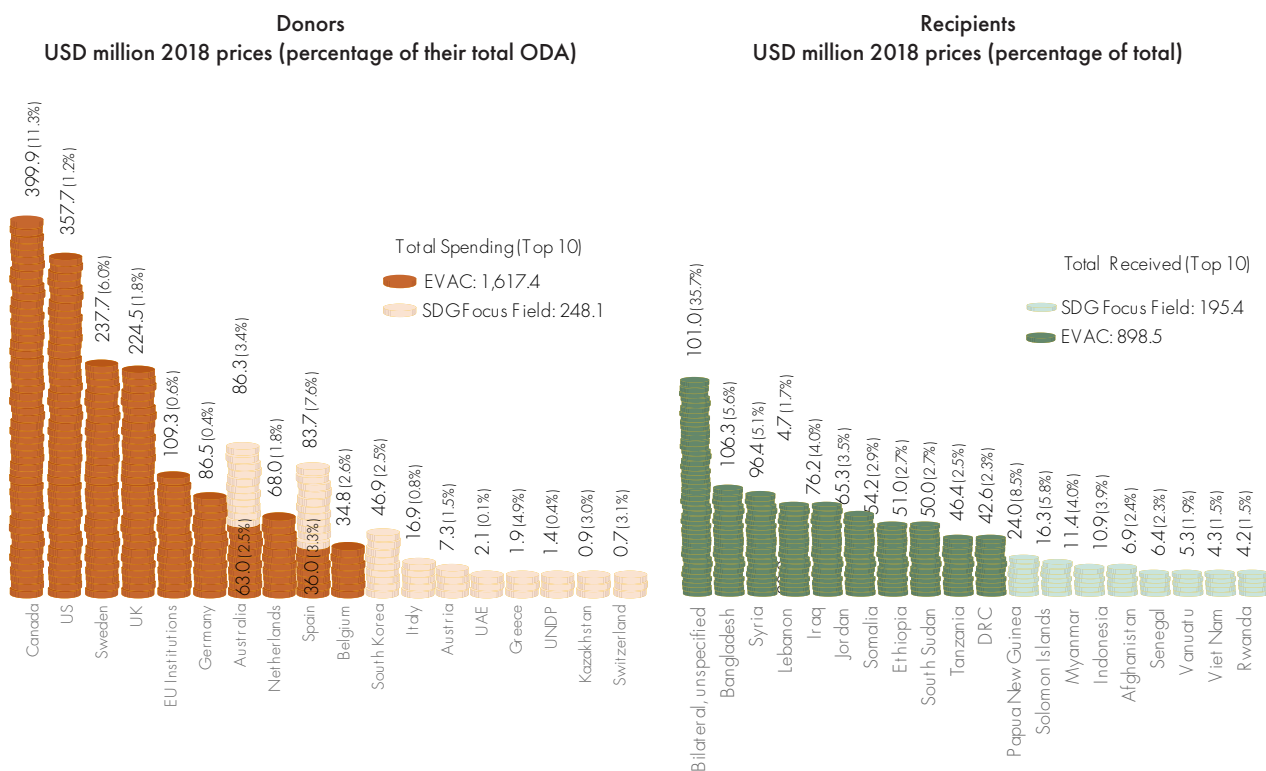
16.2
\$52.1

End abuse, exploitation, trafficking and all forms of violence against and torture of children

Source: Authors' analysis of CRS 2018 database.

NB: SDG Focus Fields relating to ending violence against children are SDG 16.2, SDG 5.2, SDG 5.3, SDG 8.7, SDG 4.7 and SDG 4.A

FIGURE 15. Top donors and recipients of ODA spending by total EVAC and SDG focus field



Source: Authors' analysis of CRS 2018 database.

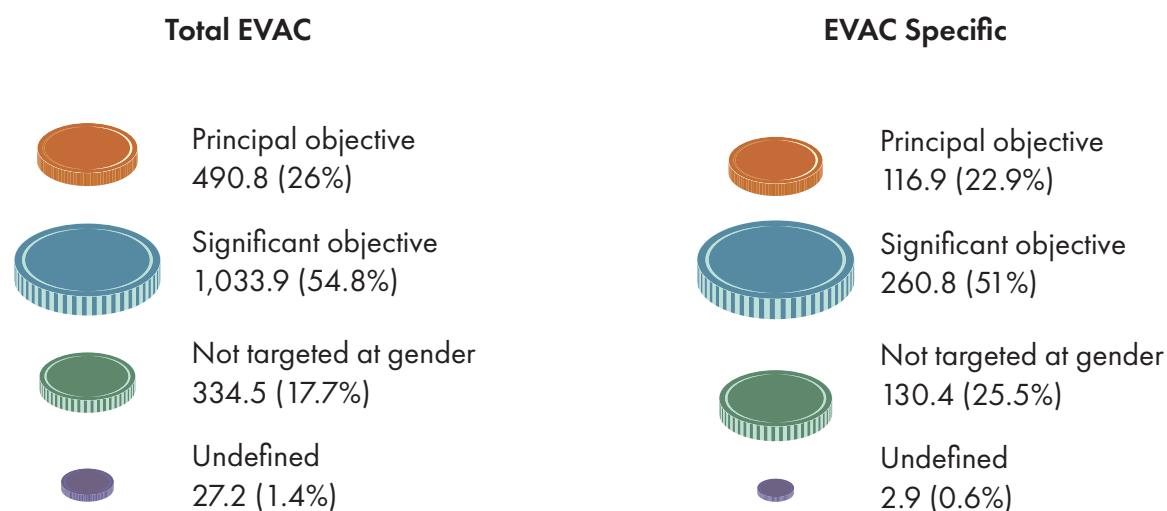
In 2018, the top ten recipients of total aid to end violence against children received **US\$898.5 million** – including bilateral, unspecified. Of this amount, the ODA registered under SDG focus fields amounted to a total of **US\$195.4 million** or **21.7%**. Bilateral/unspecified aid received 35.7% of the total SDG focused spending, or US\$101 million. This amount is not disbursed to a specific recipient country or region, but rather to global initiatives that target several countries in different regions.

Papua New Guinea is the biggest recipient of EVAC aid recorded under an SDG focus field, receiving US\$24 million. Apart from Lebanon, no other top ten recipient countries identified in this report emerged on the top ten recipients lists of the SDG-focused aid to end violence against children.

Our analysis shows a big discrepancy between ODA for ending violence against children identified through SDG focus tracking and analysis used for this report. There are several possible reasons for this: the top five EVAC donors do not seem to be using the fields when inputting data; donors may not be fully familiar with using SDG focus fields; most ODA for ending violence goes towards addressing needs in humanitarian crises; or donors make a difference between the funding designated for SDGs implementation and for addressing other ongoing priority issues. Discovering the real reasons behind this would need further research. However, current data suggests that using the SDG focus fields to track EVAC spend is not yet a feasible option for systemic monitoring of ODA investment in ending violence against children.

5.3 GENDER-FOCUSED AID SPENDING

FIGURE 16. Gender-focused spending by type of EVAC
USD million 2018 prices (percentage of total)



Source: Authors' own analysis of CRS 2018 database.

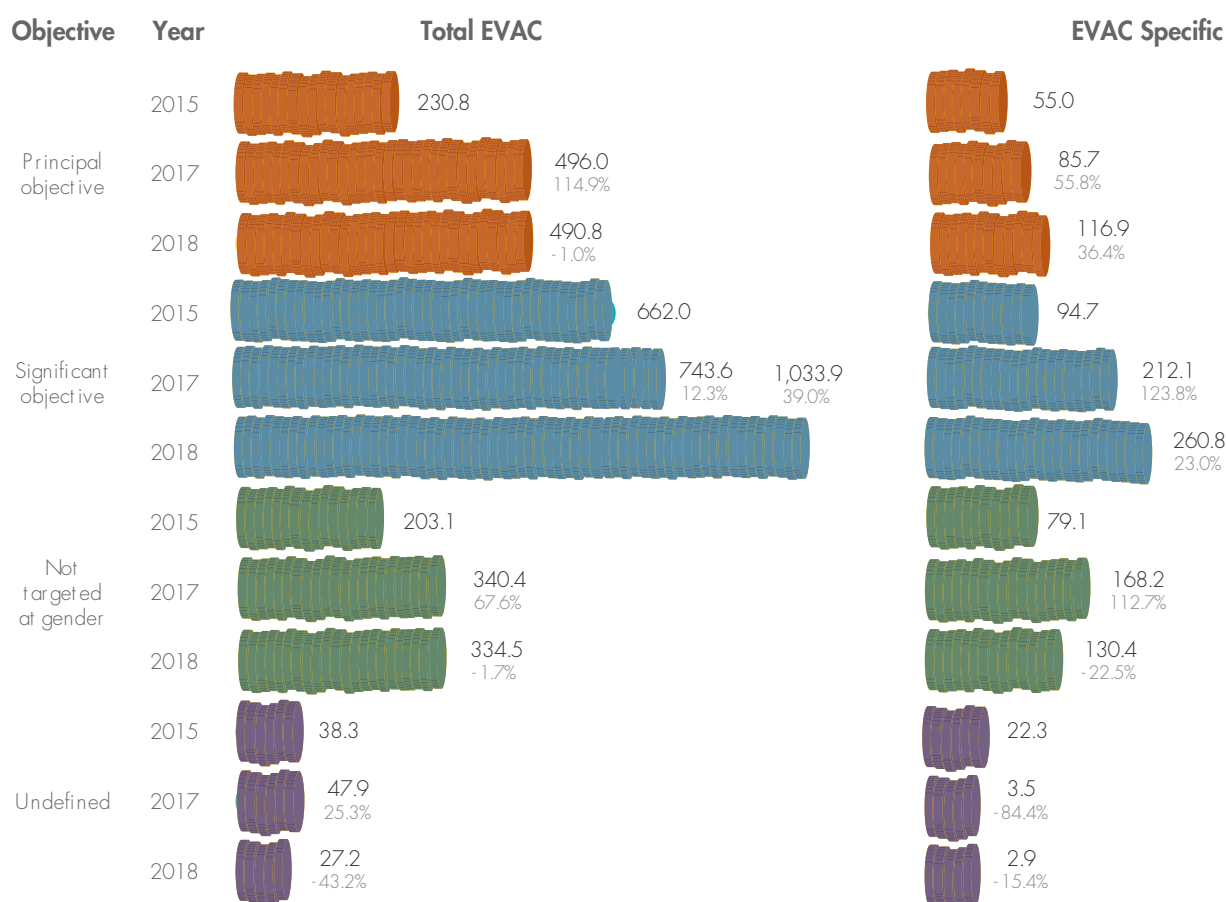
In 2018, **26%** or **USD\$490.8 million** of total EVAC spending was channelled to programmes where gender equality was the principal objective. Girls and women around the world face specific forms of violence, such as female genital mutilation, intimate partner violence, etc. More than half the contribution went to projects where gender equality was a significant objective of a wider programme, with a total contribution of **US\$1033.9 million (54.8%)**.

For EVAC-specific interventions, **22.9%** or **US\$116.9 million** was targeted to projects where gender equality was the principal objective and **51%** of aid (**US\$260.8 million**) was towards interventions where gender equality and women's empowerment were significant objectives. ODA to end violence against children has again showed high sensitivity to achieving gender equity objectives.



Photo: Jon Warren ©World Vision 2018

FIGURE 17. Gender-focused spending by type of EVAC: a comparison
 USD million 2018 prices (percentage of total)



Source: Authors' analysis of CRS 2015, 2017 and 2018 database.

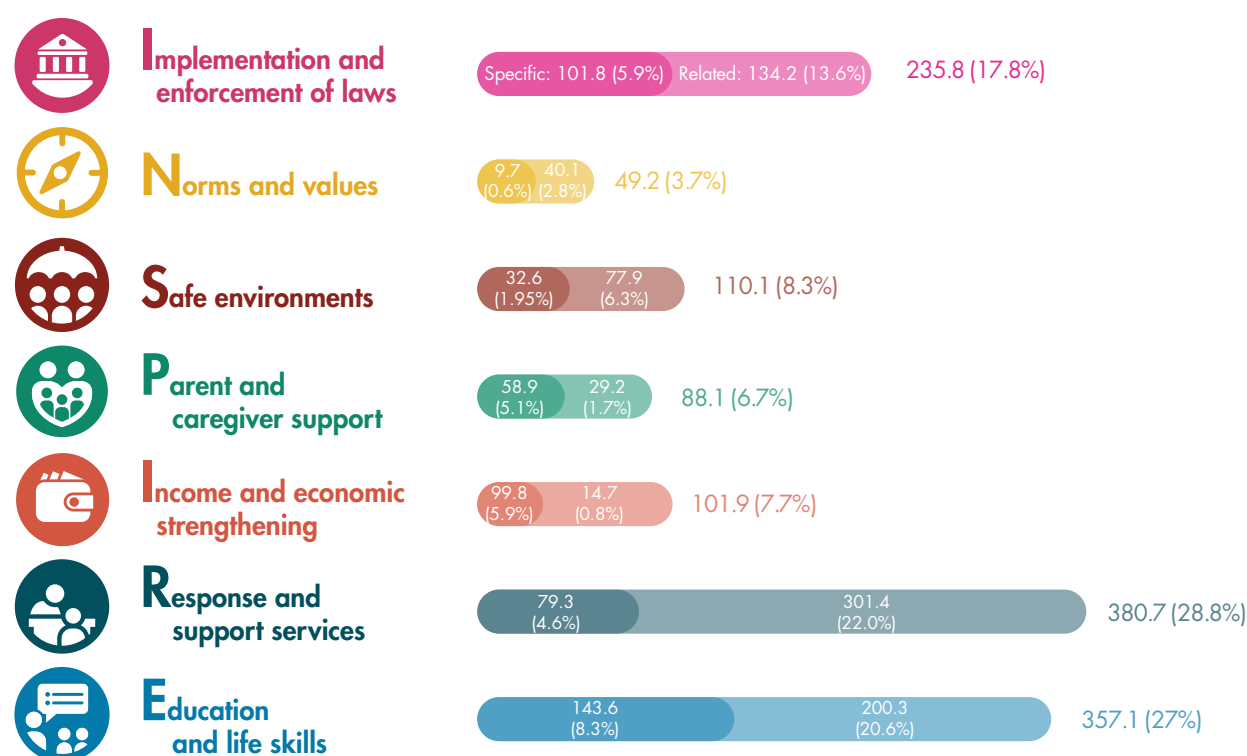
5.4 ODA SPENDING ON EVAC BY INSPIRE STRATEGY

In 2018, **US\$1,322.9 million** or **70.1%** of the total EVAC spending allocated to ending violence against children went towards funding programmes falling within the scope of INSPIRE-type strategies. The remaining amount went to 'INSPIRE unknowns' – projects that either

directly or indirectly target ending violence against children, but where there is not enough information to categorise them as INSPIRE-type.

Topping the aid amounts of total EVAC funding were programmes falling into the INSPIRE strategy "R" (Response and Support Services) which received 28.8% (US\$380.7 million).

FIGURE 18. Total spending by type of EVAC and INSPIRE strategies
USD million 2018 prices (percentage of total)



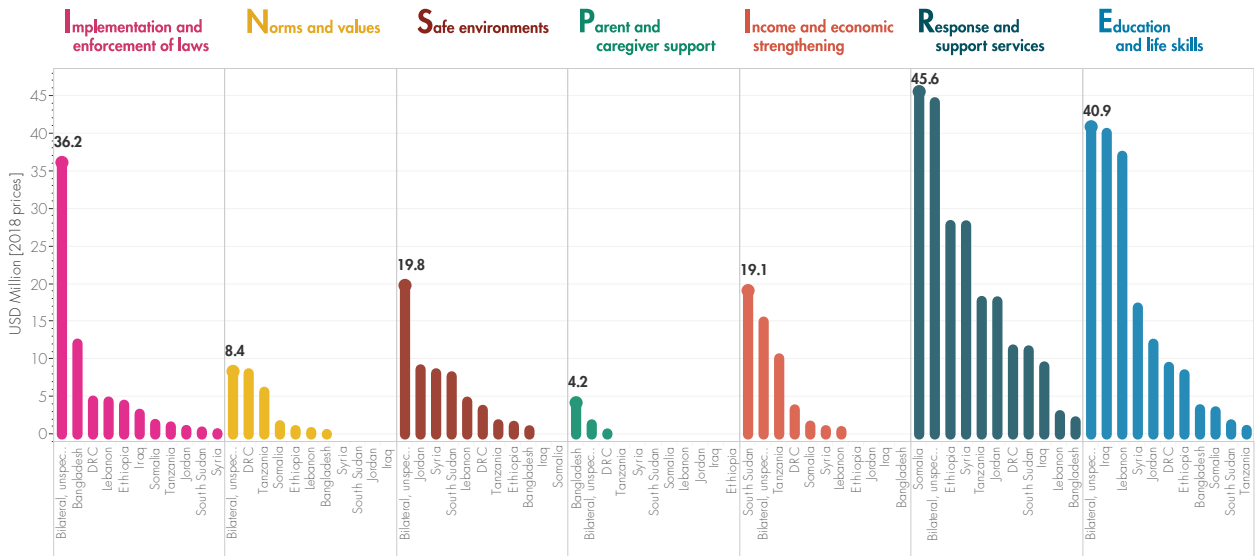
Source: Authors' analysis of CRS 2018 database.

FIGURE 19. Total spending on INSPIRE strategies by type of EVAC and year
USD million 2018 prices (percentage change related to the previous year)

Strategy	TOTAL EVAC		Strategy	SPECIFIC EVAC	
	2017	2018		2017	2018
Implementation and enforcement of laws	86.4	235.8 (173.1%)	Implementation and enforcement of laws	55.4	101.8 (83.7%)
Norms and values	83	49.2 (-40.8%)	Norms and values	30.9	9.7 (-68.5%)
Safe environments	110.8	110.1 (-0.7%)	Safe environments	32.8	32.6 (-0.4%)
Parent and caregiver support	25.3	88.1 (248.3%)	Parent and caregiver support	12.8	29.2 (127.6%)
Income and economic strengthening	54.2	101.9 (88.1%)	Income and economic strengthening	2.9	14.7 (408.4%)
Response and support services	222.8	380.7 (70.9%)	Response and support services	33.9	79.3 (133.8%)
Education and life skills	334	357.1 (6.9%)	Education and life skills	109.1	143.6 (31.6%)

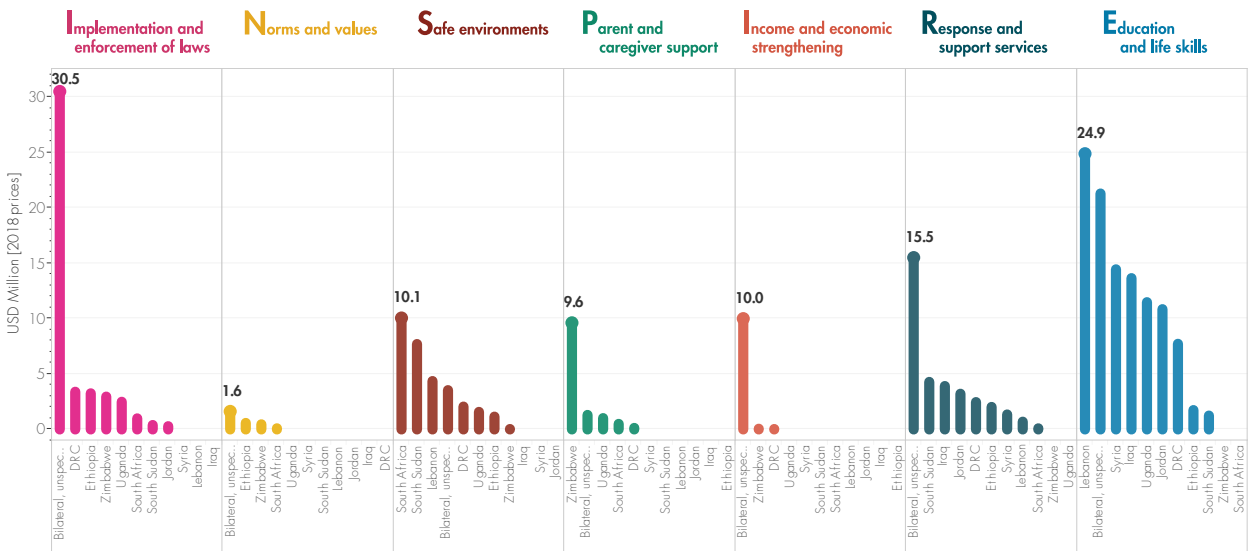
Source: Authors' analysis of CRS 2017 and 2018 database.

FIGURE 20. INSPIRE Strategies by total EVAC received by top 10 recipients
USD million 2018 prices



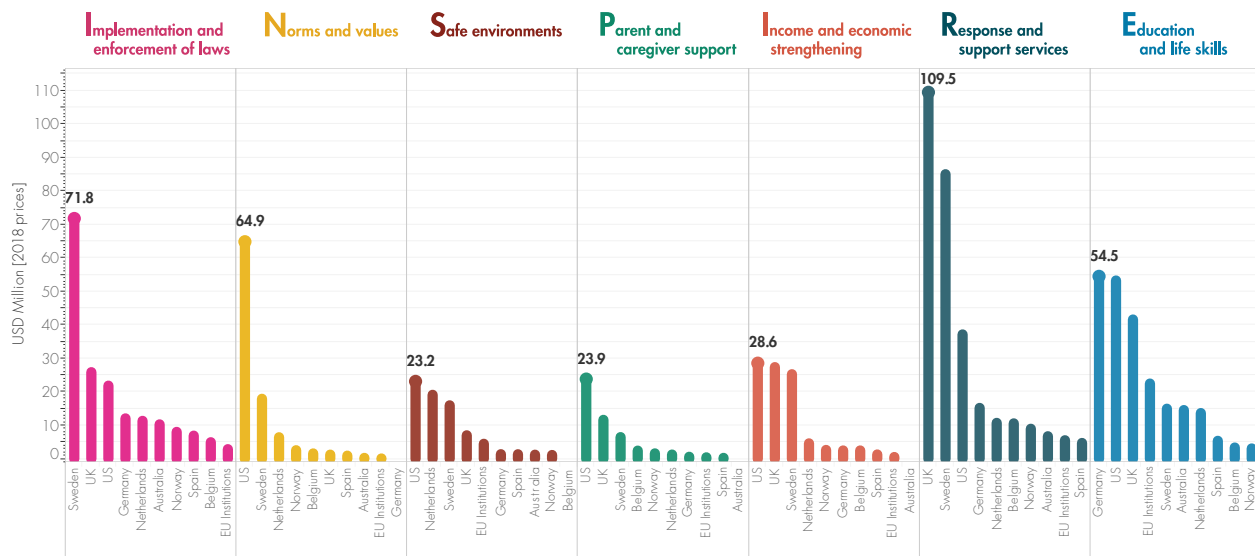
Source: Authors' analysis of CRS 2018 database.

FIGURE 21. INSPIRE Strategies by specific EVAC received by the top 10 recipients
USD million 2018 prices



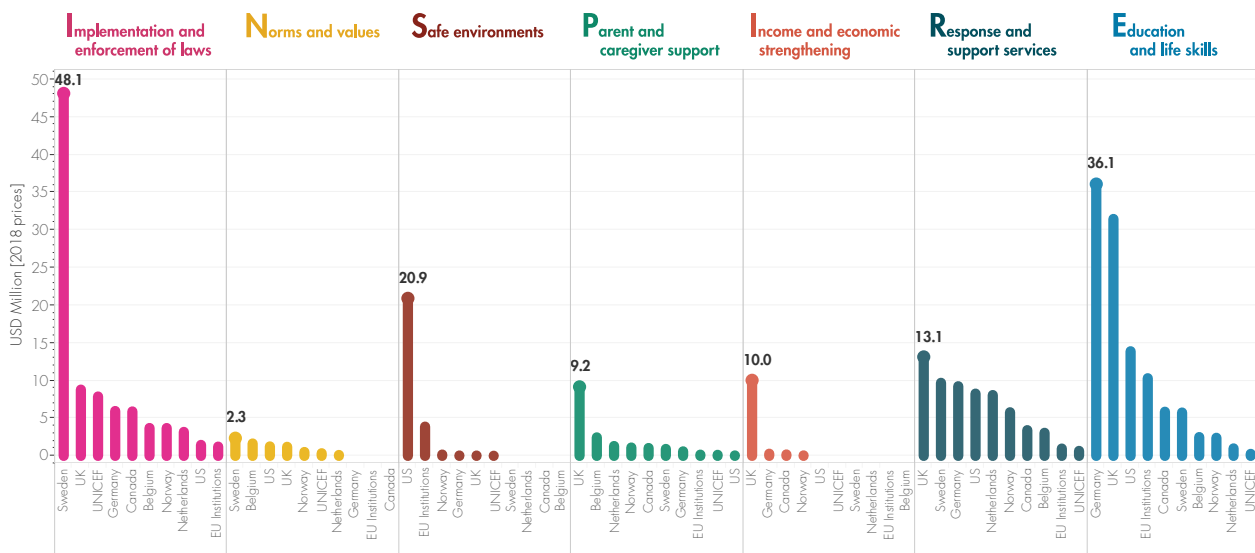
Source: Authors' analysis of CRS 2017 and 2018 database.

FIGURE 22. Top 10 donor expenditure on INSPIRE strategies by total EVAC
USD million 2018 prices



Source: Authors' analysis of CRS 2018 database.


FIGURE 23. Top 10 donor expenditure on INSPIRE strategies by specific EVAC
USD million 2018 prices



Source: Authors' analysis of CRS 2018 database.



Photo: Gwayi Patrick ©World Vision 2020



ANNEX A: METHODOLOGY FOR EVAC ANALYSIS

It is imperative to note that any attempt to measure the aid spending towards ending violence against children can only be an estimate. There is always an added complexity in this case because there are no codes or markers in any of the available databases to identify projects that target EVAC aid spending.

This study uses a combination of codes and keyword analysis of the long description, short description and the project title in the OECD-DAC CRS database.

The methodology used for this report emulates, with subtle changes, the methodological framework used in the Counting Pennies 2017 report, which analysed the OECD-DAC CRS 2015 database. This report also analysis the EVAC aid spending towards INSPIRE-type strategies, using the methodological framework that was designed and developed by the students of the London School of Economics and Political Science (LSE) – School of Public Policy’s (SPP) Master of Public Administration as a part of their Academic Capstone report. The students analysed the OECD-DAC CRS 2017 database.

A.1.1 METHODOLOGY FOR EVAC

In short, the methodology used for identifying projects that target ending violence against children is as follows:

1. Select all records coded in the CRS database relating to the prevention and demobilisation of child soldiers; this is the one aspect of ending violence against children that has a separate code in the database.
2. Using a computer algorithm, a combination of donor codes, channel of delivery codes and keyword searches, to identify the remaining records that relate to projects aimed wholly or partially at children (e.g. girls, boys, childhood, etc.) in five different languages:

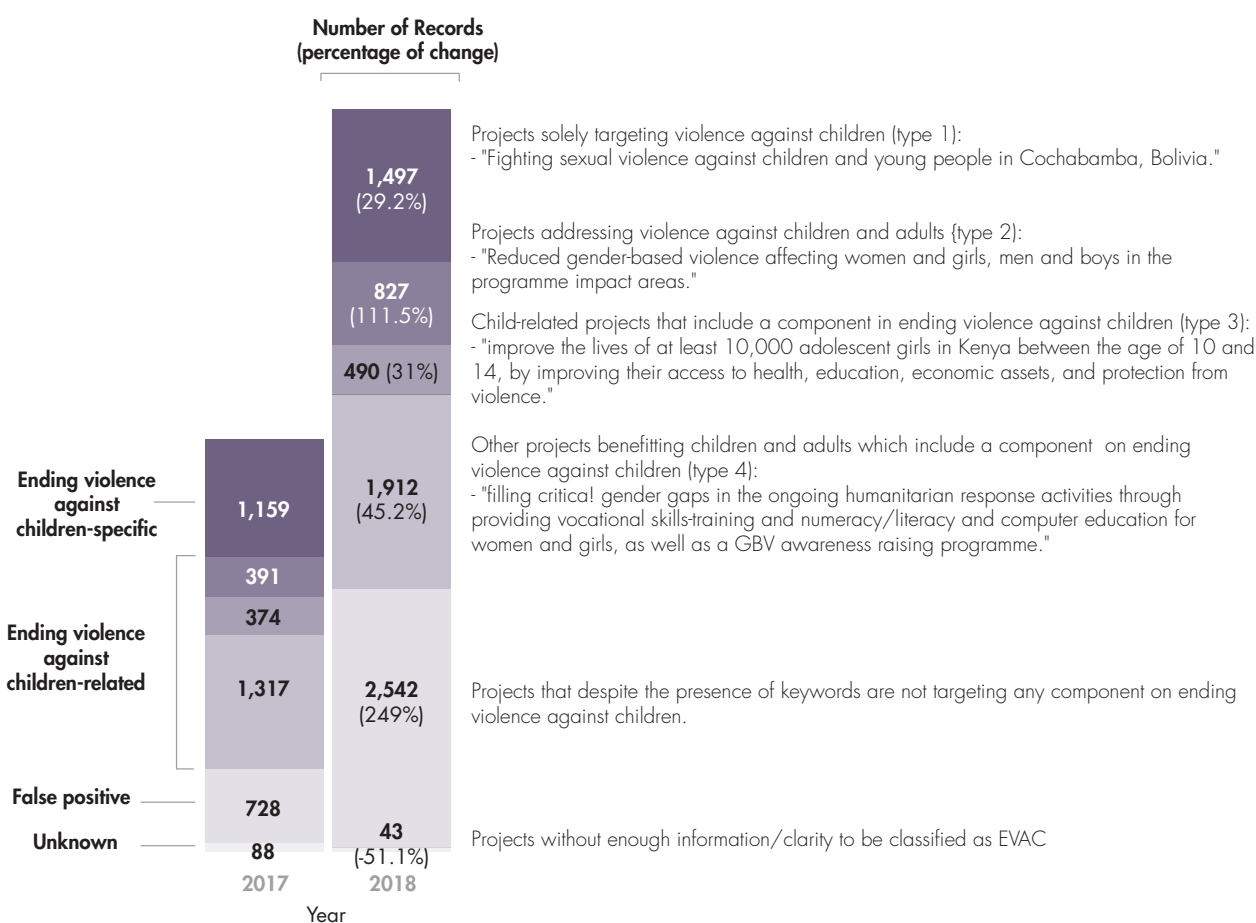
English, French, Spanish, German and Dutch.¹⁴

3. Check the project descriptions of the records identified in Step 2. Identify those containing one or more violence-related keywords (e.g. abuse, harm, labour, etc.) and run them through the algorithm – again in the same five languages.¹⁵ These keywords were based on the strategy documents of the Global Partnership to End Violence Against Children.
4. Manually analyse the output records from Step 3 and categorise as either:
 - False positive – not an EVAC-related project, despite the presence of one or more keywords.
 - Ending violence against children-specific

– a project that appears to be entirely EVAC-related

- Ending violence against children and other groups – e.g. a project targeting violence against women and children
- Ending violence against children and other child-related issues – a project that is focused on children, but incorporates both EVAC-related and non-EVAC-related activities
- A project that targets violence against children and other groups and non-EVAC-related activities
- Unknown – projects where the recorded description leaves a high level of uncertainty as to how it should be categorised.

FIGURE 24. Total number of records by EVAC category and year
(Percentage of change related to previous year)



Source: Authors' analysis of CRS 2017 and 2018.

¹⁴ Complete list of keywords in Appendix B

¹⁵ Complete list of keywords in Appendix B

A.1.2 EVAC CATEGORISATION FOR THE OECD-DAC CRS 2018 DATABASE

The total number of records in the 2018 database was 261,424. Using child-related keyword searches, the number of records reduced to 30,058. After running the computer algorithm for EVAC-related keyword searches, the number of records was 7,311. Following the manual combing, the breakdown of the total number of records was: false positives/unknown: 2,585, EVAC-specific: 1,497 and EVAC-related 3,229, bringing the total number to 4,726 EVAC records. When compared to the findings of the CRS 2017 database, the total number of records was 234,651. After running the computer algorithm for the second step, there were 28,896 records. This followed with the EVAC-related keyword searches and the number of records came down to 4,057. Subsequently, the manual search resulted in: 816 false positives/unknowns; 1,159 EVAC-specific; 2,082 EVAC-related records, resulting in 3,241 EVAC records.

A.2 METHODOLOGY OF INSPIRE ANALYSIS

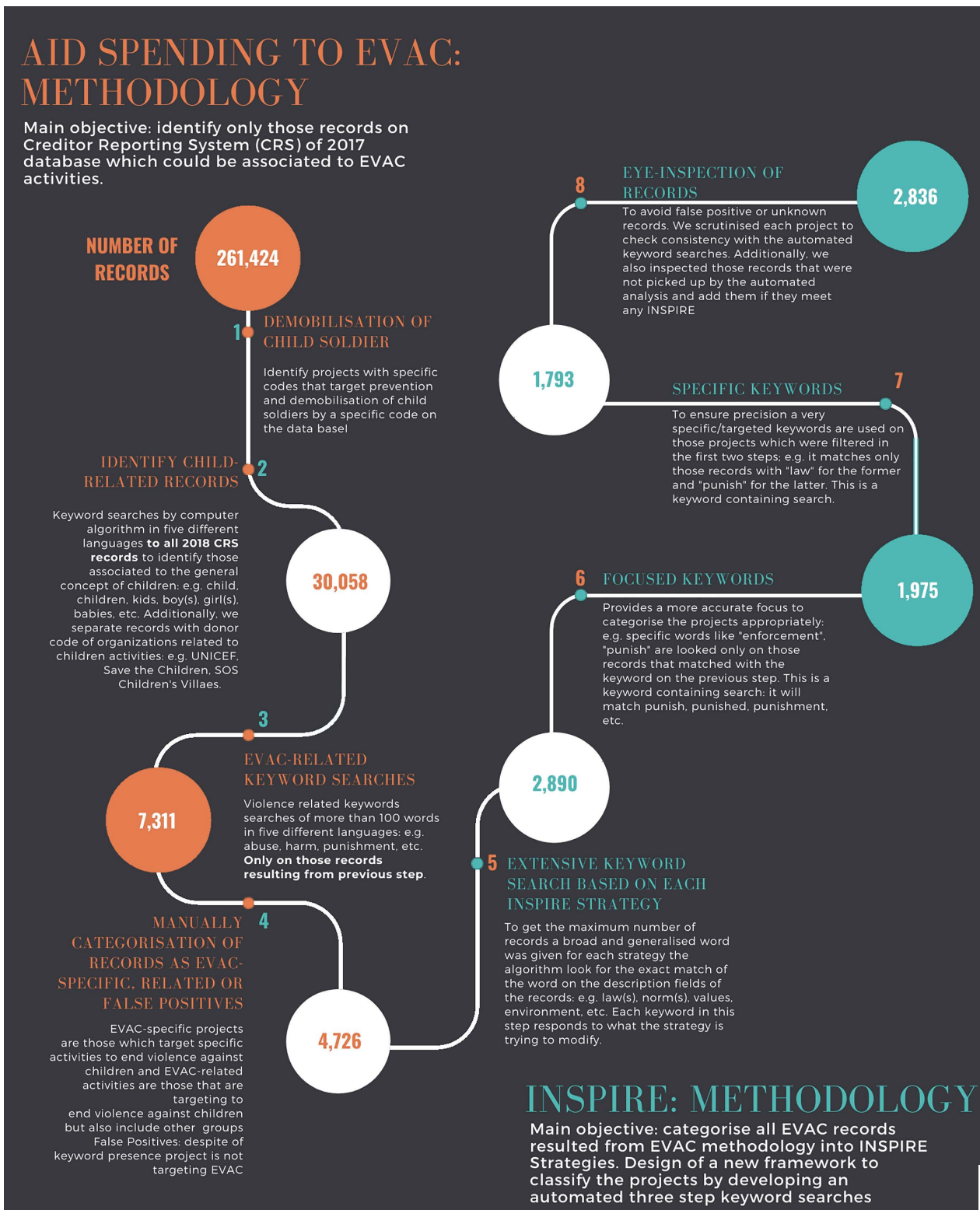
The methodological framework to categorise EVAC projects according to the INSPIRE strategies is also based on keyword searches. The keywords used are based on the INSPIRE strategy resources published by the World Health Organization, with the process taking place in four phases:

1. General/broad keyword search
To get the maximum number of observations out of the EVAC projects (e.g. law, norm, environment, etc.).¹⁶ Each keyword in this step responds to the strategy it is targeting. For example, INSPIRE strategy '1' aims to strengthen and implement the law relating to child violence; thus, the algorithm looks for those EVAC records that exactly match the keyword 'law' and which are assigned to this strategy.¹⁷
2. Focused keywords for each strategy
The second round of keyword searches is conducted on those observations that were assigned an INSPIRE-type strategy in the first step. This additional filter is intended to provide a more accurate focus to categorise the EVAC projects appropriately. This is achieved by picking keywords from the approach and general description available in the package, e.g. looking for specific words such as 'enforcement', 'punish', 'banning', etc. on records that matched the word 'law' in the first step.
 - The INSPIRE strategy is not necessarily sensitive to interventions in humanitarian contexts, thus keywords related to humanitarian action are systematically added at this stage to capture as many projects as possible.
3. Targeted keyword search
Run for precision: very specific keyword searches are run on this streamlined set of records from the first two steps. For instance, if the algorithm found the keyword 'law' and any of the keywords from the second round, it will look for another set of keywords in these records.
4. Manually analyse the records to identify EVAC-specific and related projects which could be part of one or more of the seven INSPIRE strategies.
 - If the project contains one or more INSPIRE-type strategy, according to the individual understanding of the research team members, it was determined which strategy had more weight and was coded under that criteria. For accounting terms, the money spent on each of those strategies was considered and split equally; if a US\$10 million project was classified within two INSPIRE-type categories (enforcement of law and education, for instance) \$5 million was assigned to each strategy.

¹⁶ Complete list of keywords for each INSPIRE step in Appendix B

¹⁷ NB: the INSPIRE automated keyword search was run only on projects in English.

FIGURE 25. EVAC and INSPIRE methodology diagram

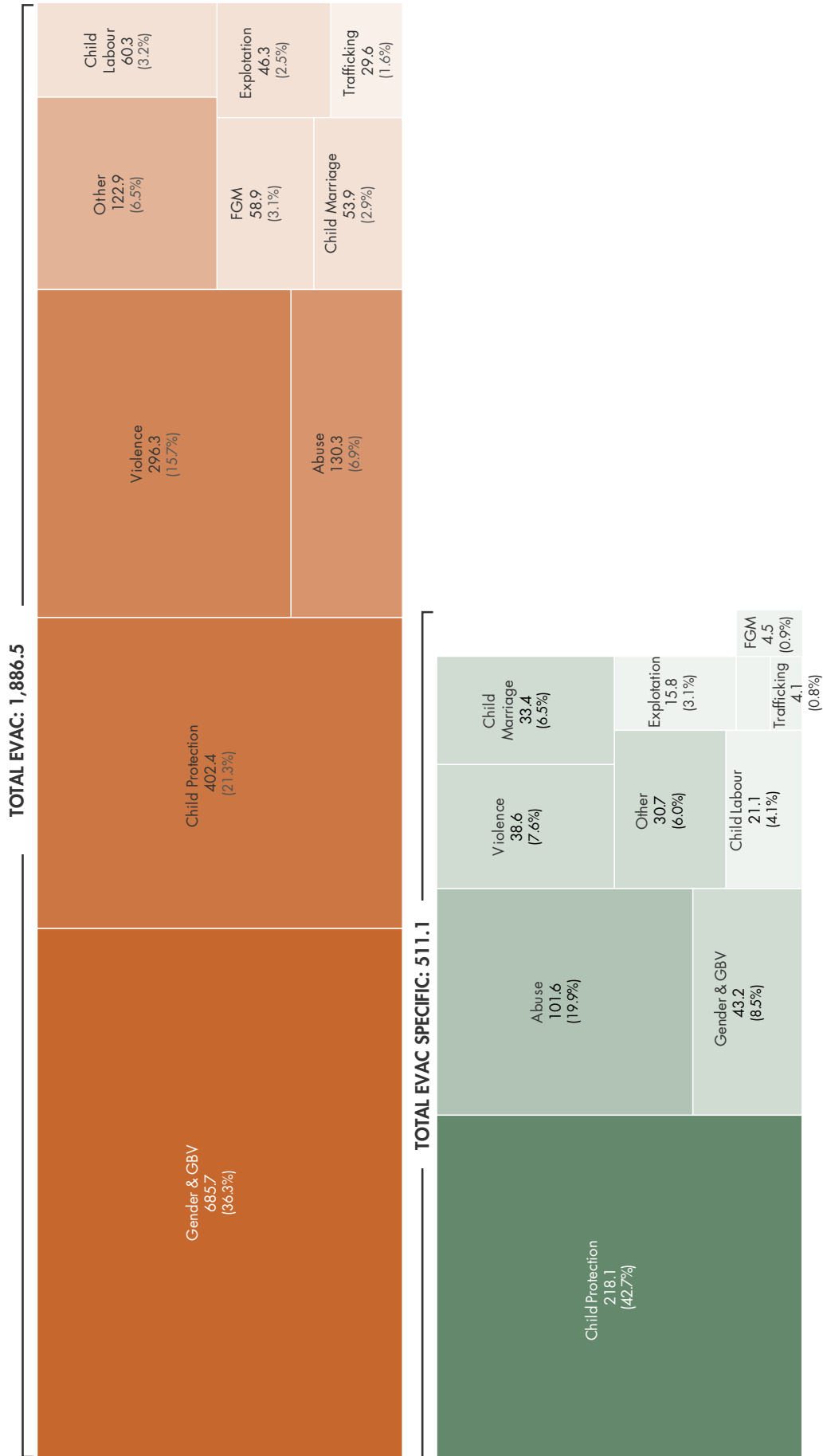


Source: Authors' analysis based on the methodology of Counting Pennies (2017) and the INSPIRE handbook (2018).

APPENDIX A. TOTAL SPENDING BY TOP 10 KEYWORDS

FIGURE 26.

Total spending by top 10 keywords by type of EVAC
 USD million 2018 prices (percentage of total)



Source: Authors' analysis of CRS 2018 database.

APPENDIX B. LIST OF KEYWORDS USED IN EVAC METHODOLOGY

	English	French	German	Dutch	Spanish
Step 2	Child	Enfant	Kind	Kind	Niño/Niña
Step 2	Children	Enfants	Kinder	Kinderen	Niños/Niñas
Step 2	Childhood	Enfance	Kindheit	Jeugd	Infancia
Step 2	Boy(s)	Garçon	Junge	Jongen	Chico/ Muchacho
Step 2	Girl(s)	fille	Mädchen	Meisje	Chica/ Muchacha
Step 2	Kid(s)	jeune enfant	Kind	Kind	Niño/Niña
Step 2	Boyhood	enfance	Kindheit	jongensjaren	Niñez
Step 2	Adolescent(s)	adolescents	Jugendlicher	puber	Adolescente
Step 2	Young(s)	Jeune	Jung	Jong	Joven
Step 2	Youngster	jeune homme/ jeune fille	Der Junge	Jongeling	Joven
Step 2	Youth	jeunesse	Jugend	Jeugd	Juventud
Step 2	Toddler (s)	nourisson	Kleinkind	Kleuter	Infante (s)
Step 2	infant (s)	Bébé	Baby	Baby	Infante (s)
Step 2	Baby(ies)	Bébé	Baby	Baby	Bebé
Step 2	Newborn(s)	Nouveau-née/Nou- veau-né	Neugeborenes	Pasgeboren	Recién nacidos
Step 3	Abandonment	abandon	Kindesaussetzung	verlatenheid	Abandono
Step 3	Abduction	abduction	Entführung	Ontvoering	Secuestro
Step 3	Abuse	abus, maltraitance, agression, violence	Missbrauch	Misbruik	Abuso
Step 3	Alcohol	alcool	Alkohol	Alcohol	Alcohol
Step 3	Assault	agression / attaque / assault	Angriff	Aanval	Asalto
Step 3	Beating	battre / battant	Klopfen	pak slaag	Paliza
Step 3	Binding	contraignant	verbindlich	Verbindend	Obligatorio
Step 3	Biting	mordre	beißend	bijten	Mordedura
Step 3	Bullying	harcèlement	mobbing	pesten	Acoso
Step 3	Burning	brulêr	brennen	Brandend	Quemaduras
Step 3	Caning	coup(s) de bâton	Prügeln/mit dem Stock schlagen	caning	Castigo con palos
Step 3	Child Protection	protection des en- fants	Kinderschutz	Kinderbes- cherming	Protección a niños
Step 3	Child Slavery	esclavage d'enfants	Kinderslaverei	Kinderslavernij	Esclavitud infantil

	English	French	German	Dutch	Spanish
Step 3	Child Soldiers	enfants soldats	Kindersoldat/Kindersoldatin/Kindersoldaten/Kindersoldatinnen	Kindsoldaten	Niños soldados
Step 3	Children Associated with Armed Forces And Groups	enfants soldats	Kinder die dem Militär oder bewaffneten Gruppen angehören sind	Kinderen geassocieerd met strijdkrachten en groepen	Niños relacionados con fuerzas armadas
Step 3	Chronic Inattention	inattention chronique	chronische Unachtsamkeit/Unaufmerksamkeit	Chronische onoplettendheid	Inatención crónica
Step 3	Circumcision	circoncision	Beschneidung/Zirkumzision	Besnijdenis	Circuncisión
Step 3	Corporal Punishment	punition / châtiment corporelle	Züchtigung	Doodstraf	Castigo corporal
Step 3	Cruel	cruel	grausam/gemeen	Wreed	Cruel
Step 3	Cruelty	cruauté	Grausamkeit	Wreedheid	Crueldad
Step 3	Cutting	coupures	Schnitt	snijdend	Cortar
Step 3	Cyber-Bullying	harcèlement en ligne	Cyber-mobbing	Cyberpesten	Ciber acoso
Step 3	Degradation	dégradation	Erniedrigung	Degradatie	Degradación
Step 3	Degrading Treatment	traitement dégradant	erniedrigende Behandlung	Vernederende behandeling	Trato degradante
Step 3	Deliberate Over-Medication	surmédication intentionnelle	deliberatieve Übermedikation	Opzettelijke overmedicatie	Sobremedicación deliberada
Step 3	Detention	détention	Haft	Nablijven	Detención
Step 3	Domestic Violence	violence domestique	häusliche Gewalt	Huiselijk geweld	Violencia doméstica
Step 3	Drug Abuse	abus de drogues	Drogenmissbrauch	Drugsmisbruik	Abuso de drogas
Step 3	Early Child	enfance primaire	Kleinkindalter/frühe Kindheit	Vroege kind	Primera infancia
Step 3	Emotional Abuse	violence affective	emotionaler Missbrauch	Emotionele mishandeling	Abuso emocional
Step 3	Exorcism	exorcisme	Exorzismus	uitdrijving	Exorcismo
Step 3	Exploit	exploiter	nutzen/ausnutzen	Exploiteren	Explotar
Step 3	Exploitation	exploitation	Ausnutzung/Ausbeutung	Exploitatie	Explotación
Step 3	Exploiting	exploitant	ausbeutend	Het benutten	Explotando
Step 3	Female Genital Mutilation	mutilation génitale féminine	weibliche Genitalverstümmelung	Vrouwelijke genitale vermindering	Mutilación genital femenina
Step 3	FGM	.	WGV	FGM	MGF
Step 3	Forced Begging	mendicité forcée	Zwangsbettelei	Gedwongen smeken	Mendicidad forzada

	English	French	German	Dutch	Spanish
Step 3	Forced Intercourse	relations forcées	erzwungenem Sex	Gedwongen geslachts- gemeenschap	Relaciones sexuales forzadas
Step 3	Forced Labour	travail forcé	Zwangsarbeit	Dwangarbeid	Trabajos forzados
Step 3	Forced Marriage	mariage forcé	Zwangsehe	Gedwongen huwelijk	Matrimonio forzado
Step 3	Gang Violence	violence en bande / violence de groupe / violence de gangs	Gewalt von Banden/Gänge	Bende geweld	Violencia de pandillas
Step 3	Gangs	gangs	Gang/Gänge	gangs	Pandillas
Step 3	Gender	genre	Geschlecht	Geslacht	Género
Step 3	Gender-Based Violence	violence de genre / violence sexiste	geschlechtsspezi- fische Gewalt	Geslacht gere- lateerd geweld	Violencia de género
Step 3	Gender-Bi- ased-Sex-Selection	.	geschlechtsmarkierte Geschlechtsauswahl	Genusbepaal- de-Sex-Selecc- tion	Selección de sexo sesgada por género
Step 3	Grave Violations (Of Children's Rights)	violation (des droits de l'Enfant)	schwere Verletzung der Kinderrechte	Ernstige schendingen (van kinderre- chten)	Violaciones graves (A los derechos de los niños)
Step 3	Harm	un tord / préjudice /dommage (noun) or nuire (verb)	Schade/Leid	kwaad	Daño
Step 3	Harmful Practices	pratiques dangere- uses	schädlichen Prak- tiken	Schadelijke praktijken	Prácticas dañinas
Step 3	Hazardous Labour	travail dangereux	gefährliche Arbeiten	Gevaarlijke arbeid	Trabajos peligrosos
Step 3	Hazing	bizutage	Streich	Hazing	Novatada
Step 3	Home Visiting Nurses	infirmières à domicile, soins à domiciles	Krankenschwester/ Krankenpfleger	Huisbezoeksters	Enfermeras
Step 3	Homicide	homicide	Totschlag	moordenaar	Homicidio
Step 3	Honour Crimes	crimes d'honneur	Ehrenverbrechen	Eer misdaden	Crímenes de honor
Step 3	Humiliating	humiliant	erniedrigend	Vernederend	Humillante
Step 3	Infibulation	infibulation	Infibulation	infibulatie	Infibulación
Step 3	Injury	blessure	Verletzung	Letsel	Lesión
Step 3	Intimate Partner violence	violence conjugale	Gewalt gegen Leb- enspartner	Partnergeweld	Violencia de pareja
Step 3	Isolating	isolant	isolierend	Het isoleren	Aislante
Step 3	Isolation	isolement	Isolation	Isolatie	Aislamiento
Step 3	Kicking	bottant (botter / tirer)	eintreten	Kicking	Patear
Step 3	Killing	tuer	töten/ermorden	Killing	Matar/Asesinar
Step 3	Labour	Travail	Arbeit	Arbeid	Trabajo

	English	French	German	Dutch	Spanish
Step 3	Maiming	.	Verstümmelung	verminken	Mutilar
Step 3	Maltreatment	maltraitement	Misshandlung	Mishandeling	Maltrato
Step 3	Marriage	mariage	Ehe/Heirat	Huwelijk	Matrimonio
Step 3	Mental Abuse	violence psychologique	seelische Misshandlung	Mentaal misbruik	Abuso mental
Step 3	Mental Violence	violence psychologique	psychische Gewalt	Geestelijk geweld	Violencia mental
Step 3	Modern Slavery	esclavage moderne	moderne Sklaverei	Moderne slavernij	Esclavitud moderna
Step 3	Molestation	attouchement / agression sexuelle	Belästigung	molestering	Acoso
Step 3	Molesting	agression sexuelle	belästigen	molesteren	Abuso
Step 3	Neglect	négliger	vernachlässigen	Verwaarlozing	Negligencia
Step 3	Neglecting	négliger	vernachlässigen	Verwaarlozing	Descuidar
Step 3	Parenting Programmes	programmes parentaux	Elterbildung Programme	Opvoedingsprogramma's	Programas para padres
Step 3	Partner Violence	violence conjugale	Partnergewalt	Partner Geweld	Violencia de pareja
Step 3	Physical and Humiliating	physique et humiliant	körperlich und erniedrigend	Fysiek en vernederend	Físico y humillante
Step 3	Physical Assault	agression physique	Körperverletzung	Fysieke aanval	Daño físico
Step 3	Physical Neglect	négligence physique	körperlich vernachlässigen	Fysieke verwaarlozing	Negligencia física
Step 3	Porn	pornographique	Porno	Porno	Porno
Step 3	Pornography	pornographie	Pornografie	Pornografie	Pornografía
Step 3	Prostitution	prostitution	Prostitution	Prostitutie	Prostitución
Step 3	Psychological Abuse	agression / maltraitance / violence psychologique	psychischer Missbrauch	Psychologisch misbruik	Abuso psicológico
Step 3	Punishment	punition / sanction / châtiment	Strafe/Bestrafung	Straf	Castigo
Step 3	Rape	viol	Vergewaltigung	Verkrachting	Violación
Step 3	Recruitment of Child Soldiers	Recrutement d'enfants soldats	Rekrutierung von Kindersoldaten	Werving van kindsoldaten	Reclutamiento de niños soldados
Step 3	Rejecting	rejeter	absagen	Het verwerpen	Rechazando
Step 3	Rejection	rejet	Absage	Afwijzing	Rechazo
Step 3	Sacrifice	sacrifice	Opfer	Offer	Sacrificio
Step 3	Scalding	brûlures	verbrûhen	kokend	Escaldar
Step 3	Scarring	cicatrices	Vernabung	littekens	Cicatrices

	English	French	German	Dutch	Spanish
Step 3	School-Related Violence	violence scolaire	schulische Gewalt	Schoolgerelateerd geweld	Violencia Relacionada con la Escuela
Step 3	Sex Selection	.	Geschlechterselektion/Geschlechtsauswahl	Geslachtsselectie	Selección de sexo
Step 3	Sexual Exploitation	exploitation sexuelle	sexuellen Ausbeutung	Seksuele uitbuiting	Explotación sexual
Step 3	Sexual Harassment	harcèlement sexuel	sexuelle Belästigung	Seksuele intimidatie	Acoso sexual
Step 3	Shaking	trembler	Schütteln	schudden	Sacudida
Step 3	Slapping	.	schlagend	slapping	Abofetear
Step 3	Slave	esclave	Sklave/Sklavin/Sklaven/Sklavinnen	Slaaf	Esclavo
Step 3	Slavery	esclavage	Sklaverei	Slavernij	Esclavitud
Step 3	Smacking	giflant (gifler)	Prügel	smakken	Paliza
Step 3	Social Workers	travailleurs sociaux	Sozialarbeiter	Maatschappelijk werkers	Trabajadores sociales
Step 3	Solitary Confinement	isolement (cellulaire)	Einzelhaft	Eenzame opsluiting	Confinamiento solitario
Step 3	Sorcery	sort / sorcellerie / magie	Zauberei	Tovenarij	Brujería
Step 3	Spanking	.	verhauen	Spanking	Nalguear
Step 3	Threat	menace	drohen	Bedreiging	Amenazar
Step 3	Threaten	menacer	bedroht	Dreigen	Amenazado
Step 3	Threatening	menaçant	drohend/bedrohlich	dreigend	Amenazante
Step 3	Throwing	jetant	werfen	Gooien	Lanzamiento
Step 3	Torture	torture	Folter	Martelen	Tortura
Step 3	Trafficking	traffice	Handel	Trafficking	Tráfico
Step 3	Verbal Abuse	agression verbale	Beschimpfung	Gescheld	Abuso verbal
Step 3	Violence	violence	Gewalt	Geweld	Violencia
Step 3	Violence Against Children	violence faites aux enfants	Gewalt gegen Kinder	Geweld tegen kinderen	Violencia contra niños
Step 3	Violence Against Women and Girls	violence faites aux femmes et aux jeunes filles	Gewalt gegen Frauen und Mädchen	Geweld tegen vrouwen en meisjes	Violencia contra mujeres y niñas
Step 3	Violent	violent	gewalttätig	Gewelddadig	Violento
Step 3	Witchcraft	sortcellerie	Hexerei	Hekserij	Brujería
Step 3	CAAFG				

	English	French	German	Dutch	Spanish
Step 3	ECFM (Early, Child and Forced Marriage)				
Step 3	GBSS				
Step 3	GBV				
Step 3	PHP				
Step 3	VAC				
Step 3	VAWG				

APPENDIX C. CODING STRATEGIES TO DEFINE INSPIRE

INSPIRE. This section contains the description of each strategy with the keywords used.

Strategy	STEP 1	STEP 2	STEP 3
I	Preliminary keyword filter	Secondary keyword filter (how/ why)	Specific /Targeted keyword filter (what/ whom)
	Law(s)	<ol style="list-style-type: none"> 1. Enforcement 2. Punish 3. Banning 4. Exploit 5. Criminal 6. Prohibit 7. Justice 8. Reform 9. Implement 	Firearms, weapons, alcohol, teacher, parent, caregiver, abuse, violence, child marriage, labour, recruitment, sexual violence, domestic violence, abuse, exploitation humanitarian, fragile, child soldier, conflict, war, disaster, refugees, migrants, children on the move,
<p><u>STEP 1</u>: Strengthening and implementing the LAW is the goal of this strategy.</p> <p><u>STEP 2</u>: How and why are we going to achieve step 1?</p> <p><u>STEP 3</u>: Whom/What are we targeting to reach step 1?</p>			

Strategy	STEP 1	STEP 2	STEP 3
N	Preliminary keyword filter	Secondary keyword filter (how/ why)	Specific /Targeted keyword filter (what/ whom)
	Norm(s) Values	<ol style="list-style-type: none"> 1. Restrictive 2. Harmful 3. Mobilization 4. Intervention 5. Change 6. Recognize 	Individual, group, organization, violence, community, assault, participation humanitarian, fragile, conflict, war, disaster, refugees, migrants, children on the move, stigma, gender, girls, marriage, recruitment
<p><u>STEP 1</u>: The goal of this strategy is to strengthen NORMS that support non-violent and positive relationships.</p> <p><u>STEP 2</u>: How and why are we going to achieve step 1?</p> <p><u>STEP 3</u>: Whom/What are we targeting to reach step 1?</p>			

Strategy	STEP 1	STEP 2	STEP 3
S	Preliminary keyword filter	Secondary keyword filter (how/ why)	Specific /Targeted keyword filter (what/ whom)
	Environment	<ol style="list-style-type: none"> 1. Reducing 2. Improving 3. Interruptive 4. Addressing 5. Spread 6. Build 7. Safe 8. Modification 9. Design 10. Create 11. Sustain 12. Positive 13. Protect 	Violence, public spaces, social, physical, hotspot humanitarian, fragile, conflict, war, disaster, refugees, migrants, children on the move,
<p><u>STEP 1</u>: The end goal is to create safe spaces for children and youth to interact in a safe and secure ENVIRONMENTS.</p> <p><u>STEP 2</u>: How and why are we going to achieve step 1?</p> <p><u>STEP 3</u>: Whom/What are we targeting to reach step 1?</p>			

Strategy	STEP 1	STEP 2	STEP 3
P	Preliminary keyword filter	Secondary keyword filter (how/ why)	Specific /Targeted keyword filter (what/ whom)
	Parent(s), caregivers	<ol style="list-style-type: none"> 1. Support 2. Home-visiting 3. Program 4. Monitoring 5. Training 6. Effective 7. Discipline 	Community, group, skill building, social, harsh, positive relationship, non- violence, development, information, communication, understanding humanitarian, fragile, child recruitment, child soldier, conflict, war, disaster, refugees, migrants, children on the move, protection
<p><u>STEP 1</u>: The goal is to create and empower parental champions.</p> <p><u>STEP 2</u>: How and why are we going to achieve step 1?</p> <p><u>STEP 3</u>: Whom/What are we targeting to reach step 1?</p>			

Strategy	STEP 1	STEP 2	STEP 3
I	Preliminary keyword filter	Secondary keyword filter (how/ why)	Specific /Targeted keyword filter (what/ whom)
	Income	<ol style="list-style-type: none"> 1. Economy 2. Money 3. Cash transfer 4. Saving 5. Microfinance 6. Loan 7. Cash 8. Social Protection Empowerment	Conditional, unconditional, equity, training, pool, entrepreneur, gender equity, intimate violence skills, intimate partner violence, sexual, pregnancy, childhood , humanitarian, fragile, child recruitment, child soldier, conflict, war, disaster, refugees, migrants, children on the move, , vocational, survivors
<p><u>STEP 1</u>: The goal is to improve the economic security and stability of the family by increasing the INCOME</p> <p><u>STEP 2</u>: How and why are we going to achieve step 1?</p> <p><u>STEP 3</u>: Whom/What are we targeting to reach step 1?</p>			

Strategy	STEP 1	STEP 2	STEP 3
R	Preliminary keyword filter	Secondary keyword filter (how/ why)	Specific /Targeted keyword filter (what/ whom)
	Social work Support service(s) Response service(s)	<ol style="list-style-type: none"> 1. Counsel 2. Intervention 3. Reporting 4. Screening 5. Treatment program 6. Social work service 7. Therapeutic 8. Recognize 9. Protocol 10. Training 11. Alternative care 	Foster care, juvenile, justice, mental health, anti-social behavior, sexual, violence, awareness, detention, humanitarian, fragile, child recruitment, child soldier, conflict, war, disaster, refugees, migrants, children on the move, psychosocial, protection, survivors, caregivers
<p><u>STEP 1</u>: The goal of this strategy is to improve access to range of holistic SERVICES to provide support to all children</p> <p><u>STEP 2</u>: How and why are we going to achieve step 1?</p> <p><u>STEP 3</u>: Whom/What are we targeting to reach step 1?</p>			

Strategy	STEP 1	STEP 2	STEP 3
A	Preliminary keyword filter	Secondary keyword filter (how/ why)	Specific /Targeted keyword filter (what/ whom)
	Education	<ol style="list-style-type: none"> 1. Skills 2. Access 3. Life-skills 4. Training 5. Enrolment 6. Enabling 7. Schools 8. Safe 9. Knowledge 10. Social skills 11. Awareness 	Gender Equitable Environment, Sexual Abuse, Positive Environment, Attendance, Achievement, Bullying, Consent, Child Marriage, Child Pregnancy, Adolescent Intimate Partner Violence, child labour, humanitarian, fragile conflict, war, disaster, refugees, migrants, children on the move
<p><u>STEP 1:</u> The goal is to improve children's access to a more holistic and empowering EDUCATIONAL environment in schools and at home.</p> <p><u>STEP 2:</u> How and why are we going to achieve step 1?</p> <p><u>STEP 3:</u> Whom/What are we targeting to reach step 1?</p>			

ENDNOTES

ⁱ Overseas Development Institute and Child Fund International, (2014), *The costs and economic impact of violence against children*, <https://www.odi.org/publications/8845-costs-and-economic-impact-violence-against-children>

ⁱⁱ World Health Organization. (2016). INSPIRE: seven strategies for ending violence against children. <https://apps.who.int/iris/bitstream/handle/10665/207717/9789241565356-eng.pdf;jsessionid=15D47B4DAF1B57A99F81593A8ED60B77?sequence=1>

ⁱⁱⁱ WHO, (2020), *Global status report on preventing violence against children 2020*, <https://apps.who.int/iris/rest/bitstreams/1280976/retrieve>

^{iv} UNICEF, (2020), *Protecting children from violence in the time of COVID-19: Disruptions in prevention and response services*, https://data.unicef.org/wp-content/uploads/2020/08/Protecting-children-from-violence-in-time-of-COVID-English_2020.pdf

^v Child Fund Alliance, Save the Children, SOS Children's Villages International, World Vision International, and Development Initiatives, (2017) *Counting Pennies: A review of official development assistance to end violence against children*, https://www.wvi.org/sites/default/files/Counting_Pennies_WEB_FINAL.pdf

^{vi} Save the Children, (2018) *Unprotected, Crisis in Humanitarian Funding for Child Protection*, <https://resourcecentre.savethechildren.net/node/15501/pdf/child-protection-funding-report-web.pdf>

^{vii} OECD (2020), *Global Outlook on Financing for Sustainable Development 2021: A New Way to Invest for People and Planet*, OECD Publishing, Paris, <https://doi.org/10.1787/e3c30a9a-en>

